



**City Council Agenda  
Council/Board Chambers  
151 4th Street SE**

**Study Session**

**April 11, 2022  
03:30 PM**

**VIEWING AND ATTENDING THE CITY COUNCIL MEETING:**

***Individuals may attend the meeting in person at Government Center:***

***View Meeting: Cable TV / Livestreaming***

- View the meeting on channel 180 or 188 (Spectrum - Charter) or Channel 80 (MetroNet).
- Livestream the meeting by visiting [www.rochestermn.gov/agendas](http://www.rochestermn.gov/agendas) and clicking the "video/audio" link on the right side of the screen. The video/audio link will not appear until the meeting has started.
- Listen via Zoom meeting by copying this link into your web browser: <https://bit.ly/2OGnZYB>.

***. Listen by Calling into the Zoom webinar:***

- Call: 1-312-626-6799
- Webinar ID: 912 4541 8192
- Passcode: 162027

**AGENDA**

- City of Rochester Vision, Principles, and Priorities
- 1 - Factors Influencing the Budget
- 2 - Study Session Schedule

# ROCHESTER VISION, PRINCIPLES, AND PRIORITIES



**Strategic Priority:**  
Affordable Living

**Areas of Focus**

- Housing variety and affordability
- Transportation options and access
- Equitable regulatory landscape and creative incentives
- Access to opportunities and amenities

**Strategic Priority:**  
Economic Vibrancy and Growth Management

**Areas of Focus**

- Create clarity, alignment and unity with economic development partners in defining city leadership and community values
- Establish competitive and sustainable approach to effectively allocate DMC resources, Legislative allocations, and city revenue
- Develop implementation tools and strategies for Comprehensive Plan to ensure current decisions reflect future projections
- Adopt design guidelines that better reflect Council and community values

**Strategic Priority:**  
Quality Services for Quality Living

**Areas of Focus**

- Cultural and Recreational opportunities that provide access and equity
- The organization and Services reflect changing demographics and needs identified by community
- Operations are sustainable, integrated, and easy to navigate
- Service delivery is optimized, cost effective, and reflect our Foundational Principles

In order to achieve these priorities, the Council has committed to a legislative and process structure that emphasizes **Strategic Governance and Inclusive Decision-Making:**

- Service delivery models consider partnerships where City is not always the leader
- Decision-making is informed by citywide communication and engagement strategy with Diversity/Equity/Inclusion (DEI) at the forefront
- Teammates create work plans/annual commitments aligned with Foundational Principles and Strategic Priorities
- Policy and operational actions reflect equitable community investment

## Council Study Session Item



### FACTORS INFLUENCING THE BUDGET

**MEETING DATE:**

April 11, 2022

**ORIGINATING DEPT:**

City Administration

**AGENDA SECTION:**

Agenda

**PREPARED BY:**

Noloan Schild

**STUDY SESSION TOPIC SUMMARY:**

This is an important first meeting regarding the 2023 supplemental budget. The team will present City Council a variety of factors influencing the budget for consideration in developing the 2023 supplemental budget. The team would like to receive City Council's feedback on these topics as well as any additional items or issues they would like us to evaluate, assess and consider throughout the 2023 supplemental budget process.

**POLICY CONSIDERATIONS:**

- 1) Is the 2022-2023 Budget approved budget and levy request in alignment with the City Council's priorities?
- 2) Are there any specific issues the Council would like evaluated as part of the supplemental budget process?

**ATTACHMENTS:**

Factors Influencing the Budget Final



# **FACTORS INFLUENCING THE 2023 SUPPLEMENTAL BUDGET**

---

**April 11, 2022**

## Policy Considerations

1. Is the 2022-2023 Budget approved budget and levy request in alignment with the City Council's priorities?
2. Are there any specific issues the Council would like evaluated as part of the supplemental budget process?



# Strategic Priorities



**Strategic Priority: Affordable Living**

**Areas of Focus**

- Housing variety and affordability
- Transportation options and access
- Equitable regulatory landscape and creative incentives
- Access to opportunities and amenities

**Strategic Priority: Economic Vibrancy and Growth Management**

**Areas of Focus**

- Create clarity, alignment and unity with economic development partners in defining city leadership and community values
- Establish competitive and sustainable approach to effectively allocate DMC resources, Legislative allocations, and city revenue
- Develop implementation tools and strategies for Comprehensive Plan to ensure current decisions reflect future projections
- Adopt design guidelines that better reflect Council and community values

**Strategic Priority: Quality Services for Quality Living**

**Areas of Focus**

- Cultural and Recreational opportunities that provide access and equity
- The organization and Services reflect changing demographics and needs identified by community
- Operations are sustainable, integrated, and easy to navigate
- Service delivery is optimized, cost effective, and reflect our Foundational Principles



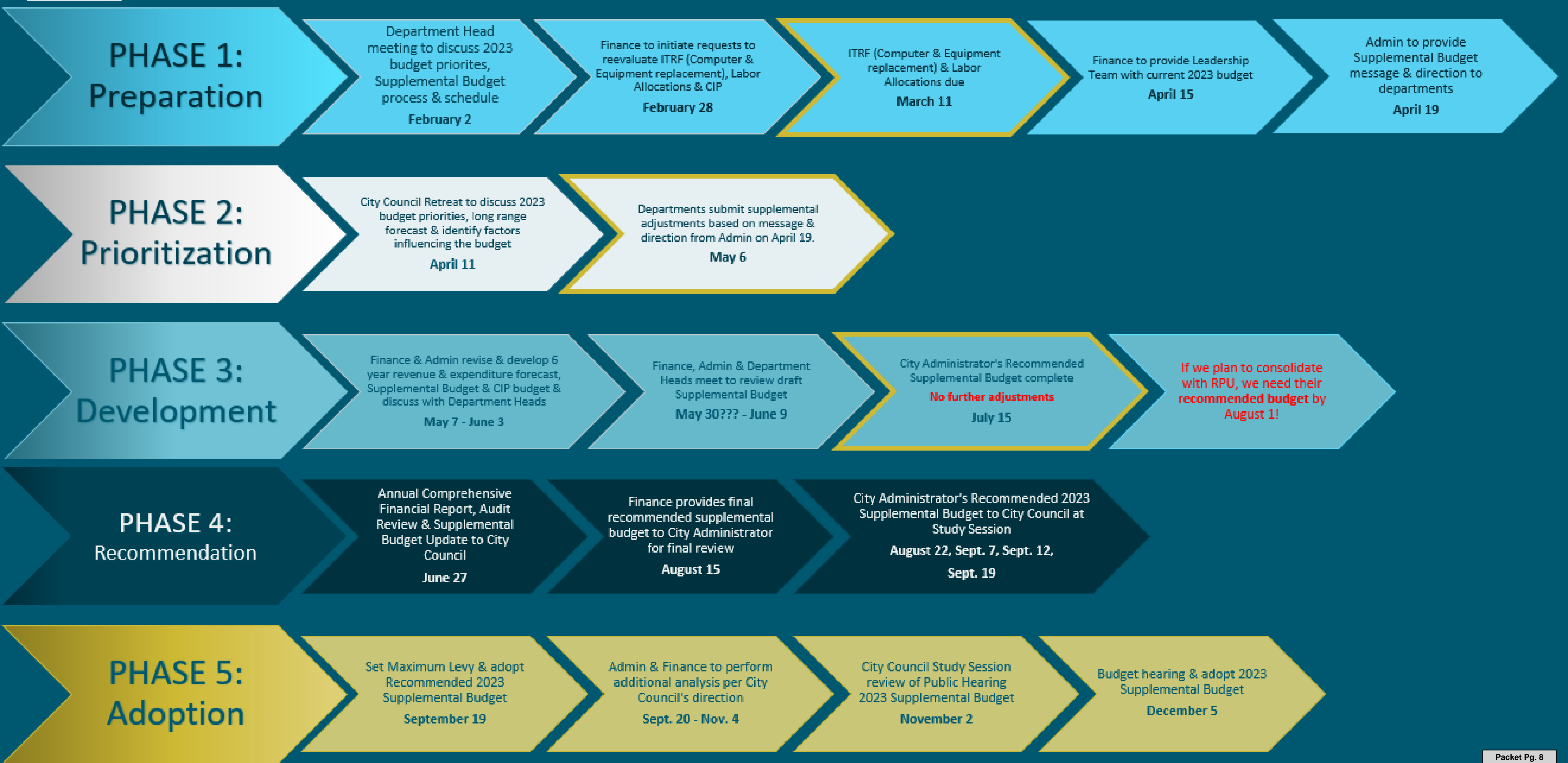
# Team Rochester

Draft: 12/30/2021  
Final:

## Supplemental Budget Process

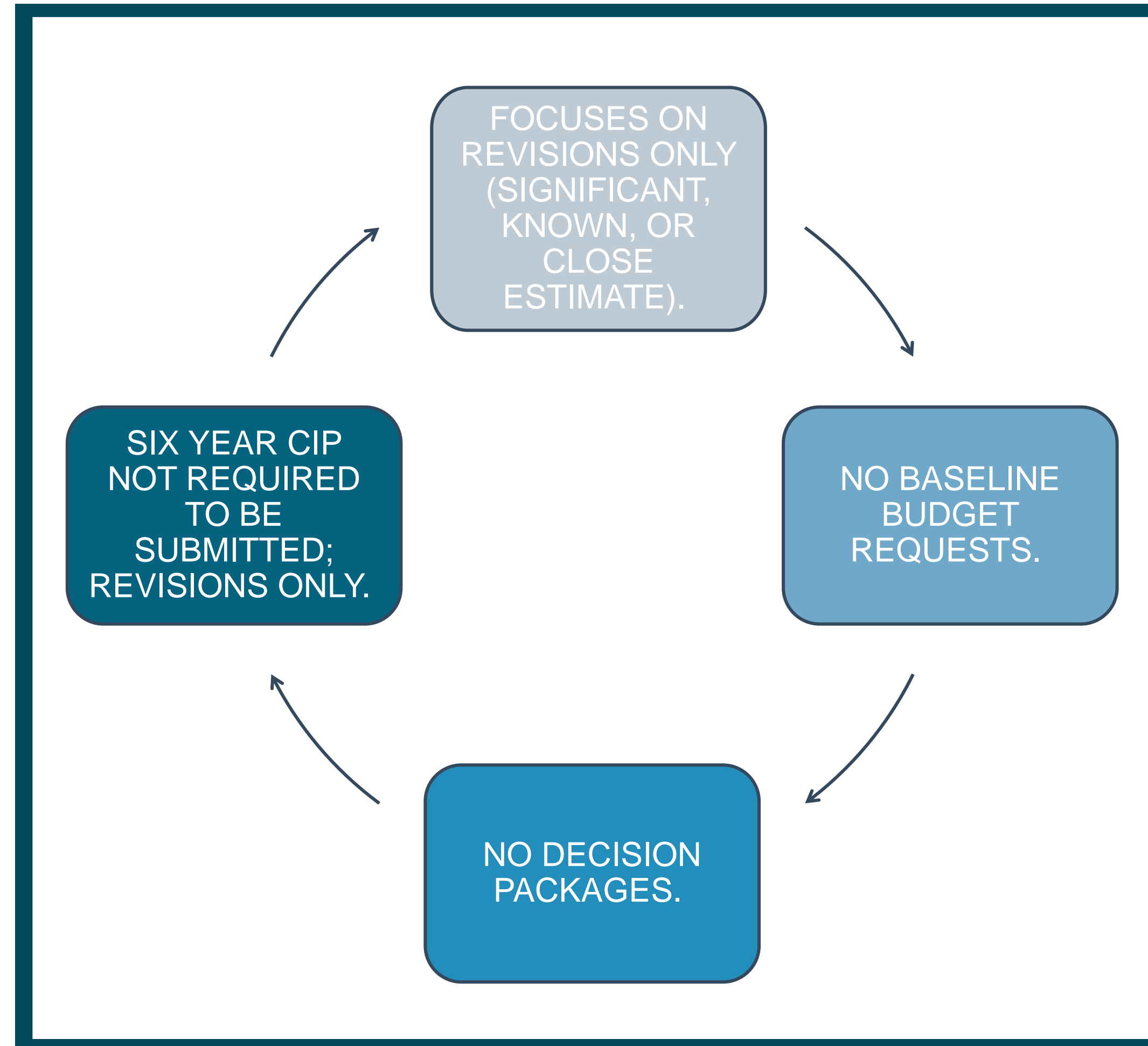


# 2023 Supplemental Budget Process





# 2023 Supplemental Budget Process



# 2023 Supplemental Budget Process



THE 2023 TAX LEVY BUDGET IS CURRENTLY \$92,920,493 WHICH REPRESENTS A 7.02% INCREASE FROM 2022



THE 2023 GENERAL FUND BUDGET IS CURRENTLY \$106,435,231 WHICH REPRESENTS A 5.14% INCREASE FROM 2022



Q1 ACTION PLAN DATA IS BEING COLLECTED; UPDATE TO CITY COUNCIL AT THE 5/2 STUDY SESSION

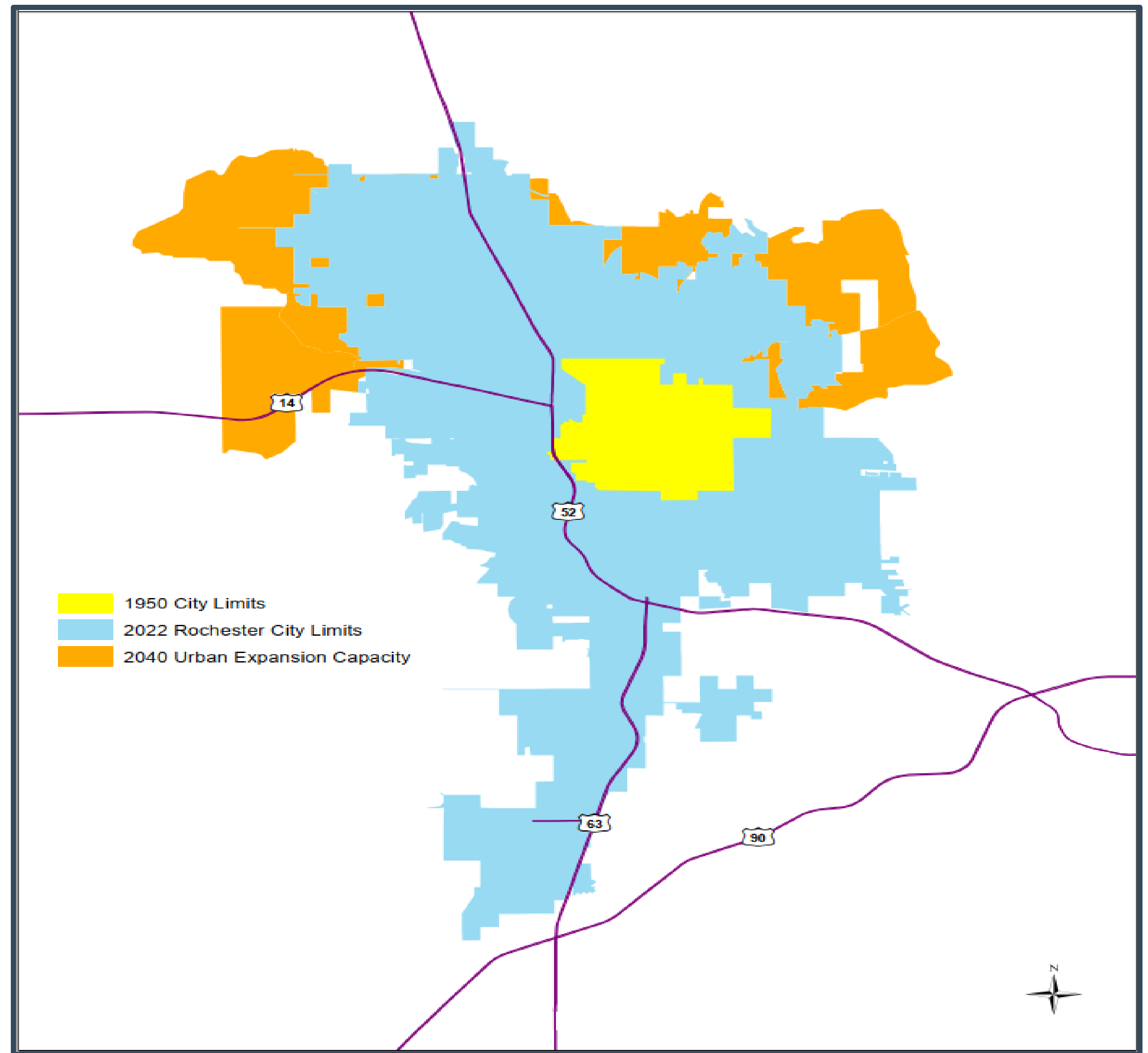


2021 AUDIT AND ANNUAL COMPREHENSIVE FINANCIAL REPORT WILL BE PRESENTED TO CITY COUNCIL AT A FUTURE STUDY SESSION



# Rochester: Community Evolution

- City of Rochester grew 50.71 square miles from 1950 (5.15) to 2020 (55.86) to accommodate the population growth of 91,510 during that same period.



# Rochester: Community Evolution

9 SLIDE

- From 1950 to 2020 the number of acres of parks has grown by 3,267 to a total of approximately 4,500 acres.
- From 1980 to 2020 the number of parks has grown from 28 to 88 (increase of 60 parks).
- From 1990 to 2020 the forestry division has gone from maintaining 35,000 trees to 100,000 park & boulevard trees.



# Rochester: Community Evolution

10 SLIDE


- Police FTE grew 77 FTE from 1970 to 2020.
- Fire FTE grew 63 FTE from 1950 to 2020.
- In 1950 we operated one fire station, today we operate five.
- Street miles increased by 471 miles from 80 to 551 between 1950 to 2020 (589% increase).
- 42 miles of streets were added in 1970; with a 50 year life expectancy those 42 miles should all be being reconstructed in the 2020's and they will not be.





# Rochester: Community Evolution

11 SLIDE



## Rochester Public Library:

- Constructed in 1995 going from 35,900 square feet to 85,470 square feet.

## South Zumbro Watershed Flood Control:

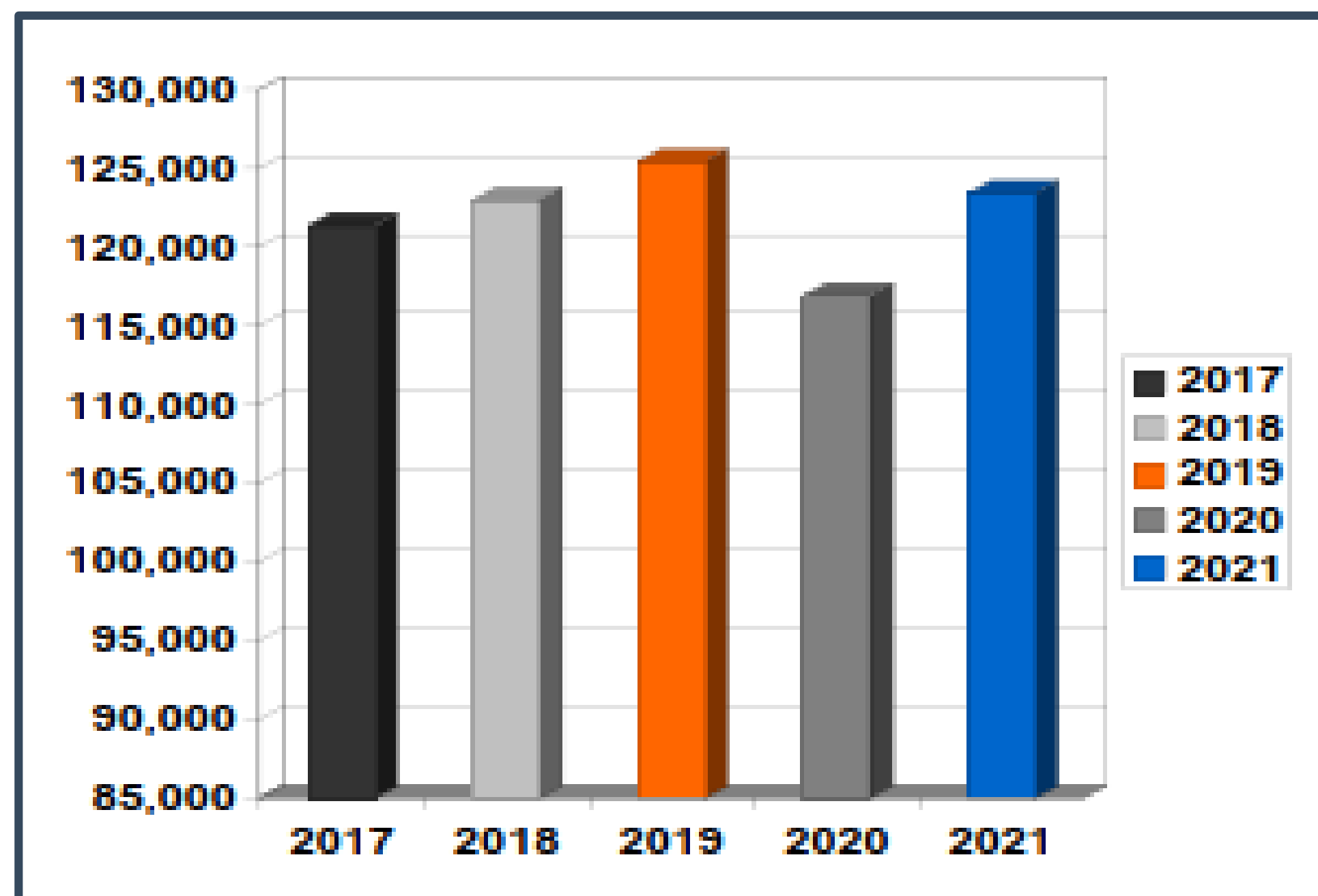
- Flood Control Structures were constructed between 1986 and 1998 at a cost of \$12.1 million plus \$1.72 million in park related costs.
- 2,500 acres of reservoirs.
- 10,000 feet of floodwall.



# Economic Indicator-Employment

12 SLIDE

- Total nonfarm employment was up at the end of 2021 vs. 2020, but not back to pre-pandemic levels of 2019



- Rochester's unemployment rate at the end of 2021 was 2.3% which is down 1.6% from the prior year and below state and U.S. averages

Source: Rochester Area Economic Development, Inc., Quarterly Economic Report, Fourth Quarter 2021



# Economic Indicator-Building Permit Valuations 13 SLIDE

2021 permit valuation totals **were up 42%** from 2020

## Commercial and Residential Annual Building Permits Past 5 Years

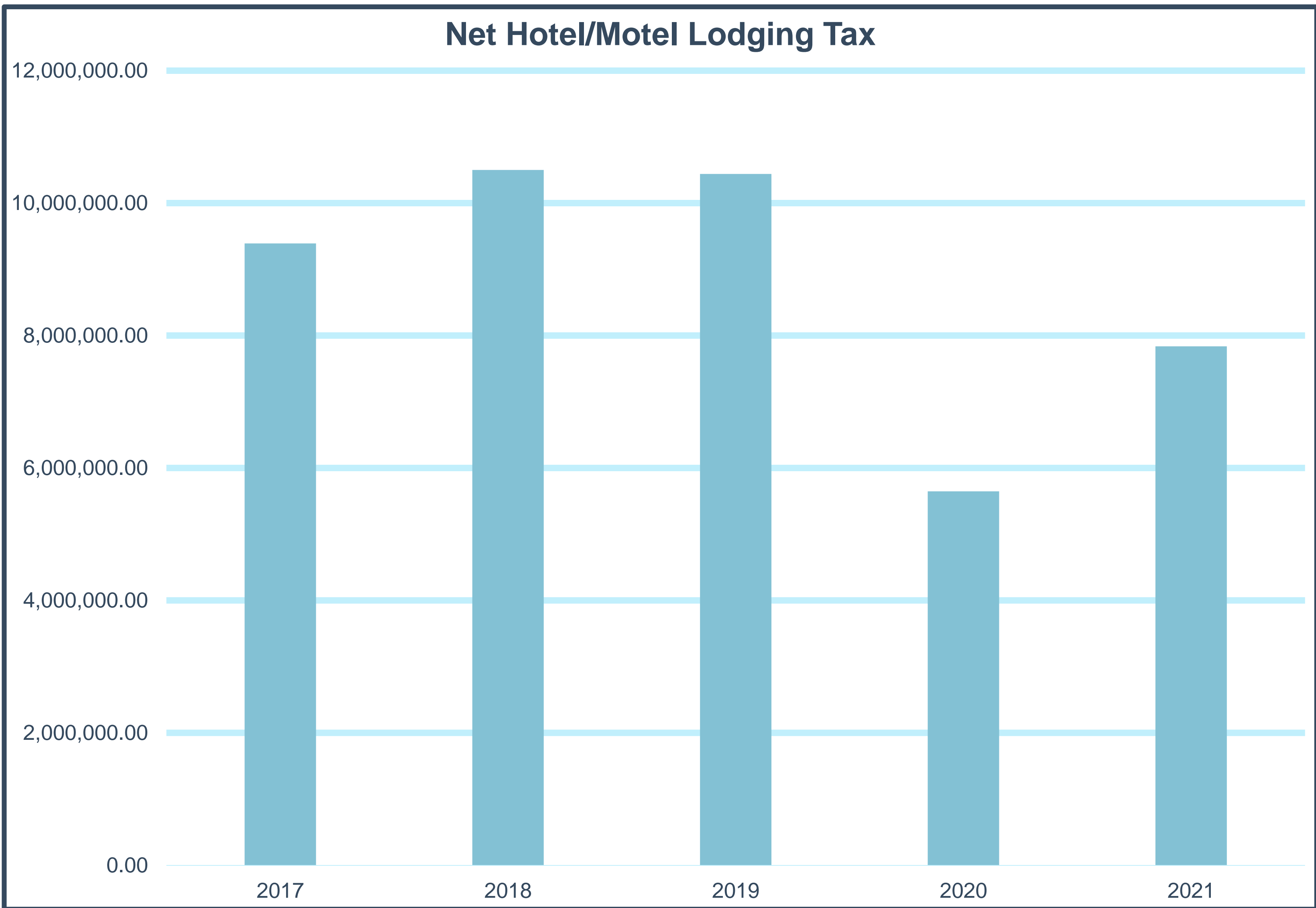
	<u>Valuation</u>	<u>Total Permits</u>
2021	\$521,166,413	2,254
2020	\$366,671,424	1,970
2019	\$483,468,201	2,270
2018	\$587,794,238	2,305
2017	\$524,691,279	2,665

Source: Building Safety - City of Rochester



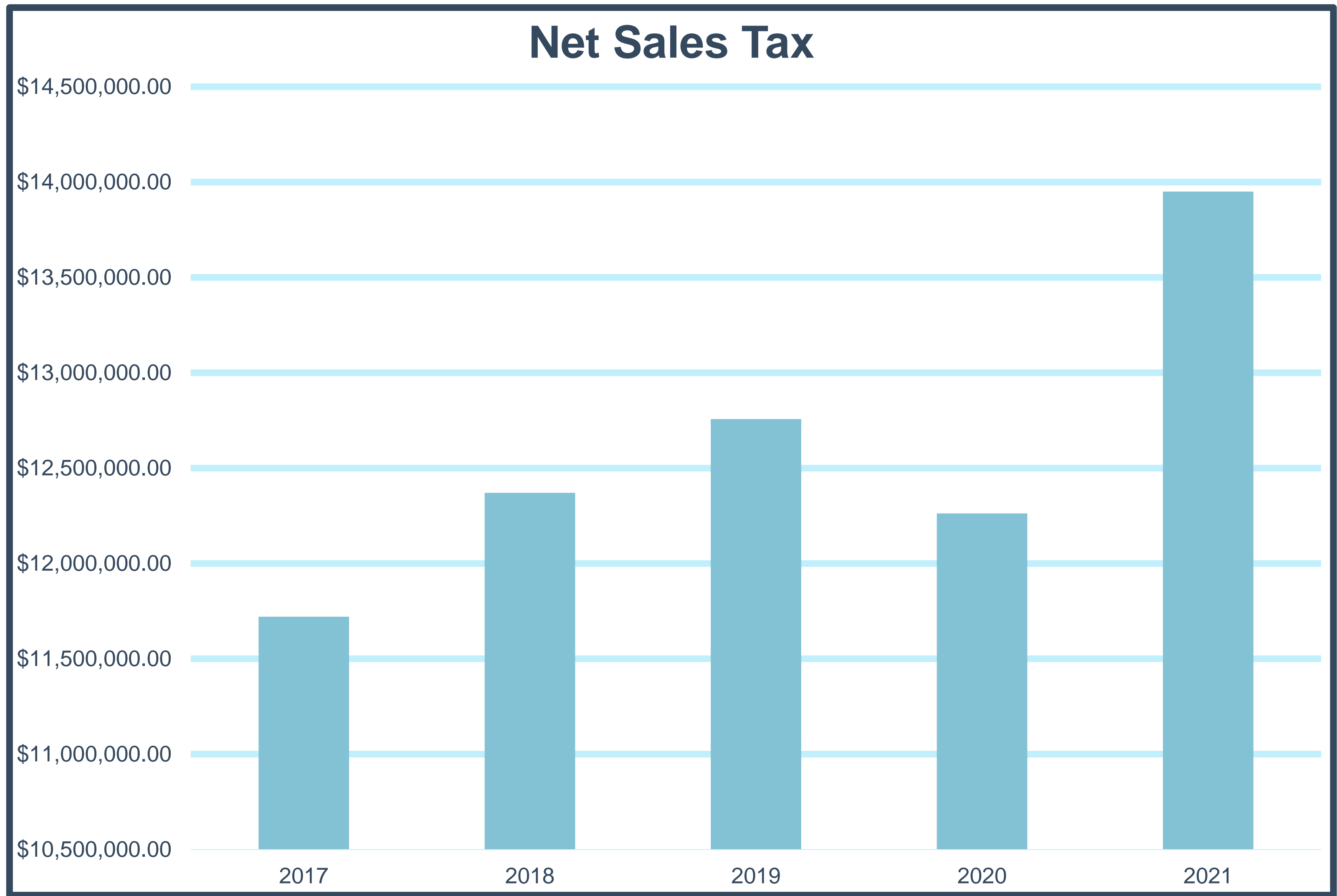
# Economic Indicator-Net Lodging Tax

Net Hotel/Motel Lodging Tax	
Year	Annual Amount
2017	\$ 9,391,248
2018	\$ 10,501,152
2019	\$ 10,439,911
2020	\$ 5,647,316
2021	\$ 7,837,773





# Economic Indicator-Net Sales Tax



Net Sales Tax	
Year	Amount
2017	\$ 11,720,908
2018	\$ 12,370,630
2019	\$ 12,757,101
2020	\$ 12,262,842
2021	\$ 13,950,484





# Preliminary Estimated Market Valuation

---

16 SLIDE

- **2022 Property Valuation Growth: Preliminary estimates:**

New Construction	2.2%
Valuation Adjustment	<u>13.5%</u>
Total Growth In EMV	15.7%

- **Valuation drives how local levies are allocated and do not automatically translate into property tax increases.**
- **Local levy decisions determine each properties final property tax amount.**
- **Taxes can shift among property classes, which will likely happen in the next few years.**



# Preliminary Estimated Market Value: Residential

17 SLIDE

- **Preliminary** summary of assessment year 2022 data indicates large residential increases in estimated market value (EMV)

## Assessment Year 2022 - Preliminary Summary

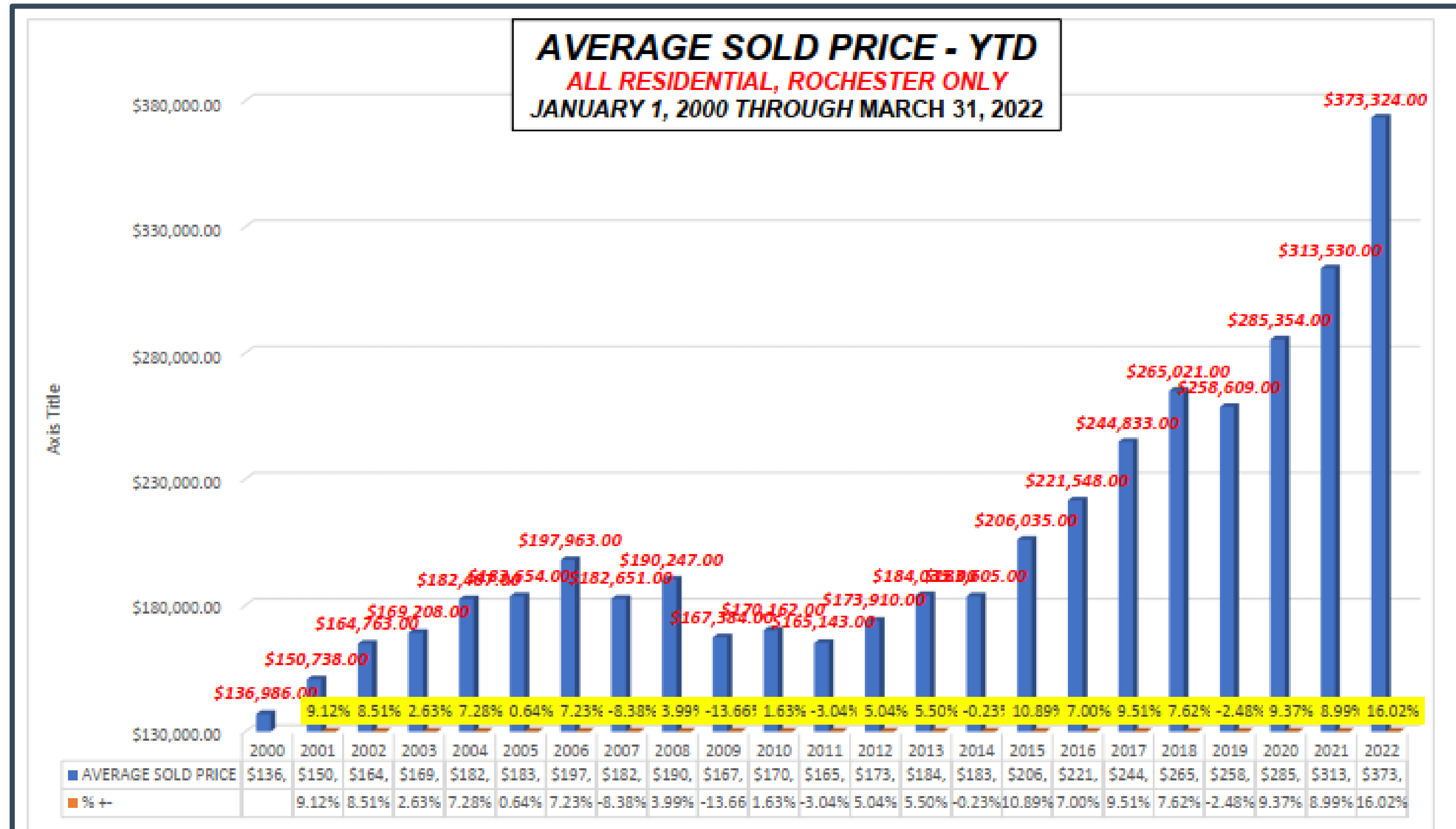
Total Taxable Market Value	AY 2021	AY 2022
	\$21.02B	\$24.68B
Total Taxable New Construction	\$293.1M	\$436.2M

### City of Rochester - Residential

<u>Quadrant</u>	<u>% CHANGE</u>	<u>Average EMV</u>	<u>Number of Parcels</u>
NE Rochester	12.43	\$ 334,900	5,368
Central Rochester	17.09	\$ 233,900	6,111
NW Rochester	14.67	\$ 273,800	15,631
SW Rochester	13.13	\$ 395,800	6,548
SE Rochester	15.60	\$ 244,000	4,423
Citywide	14.33	\$ 293,500	38,081



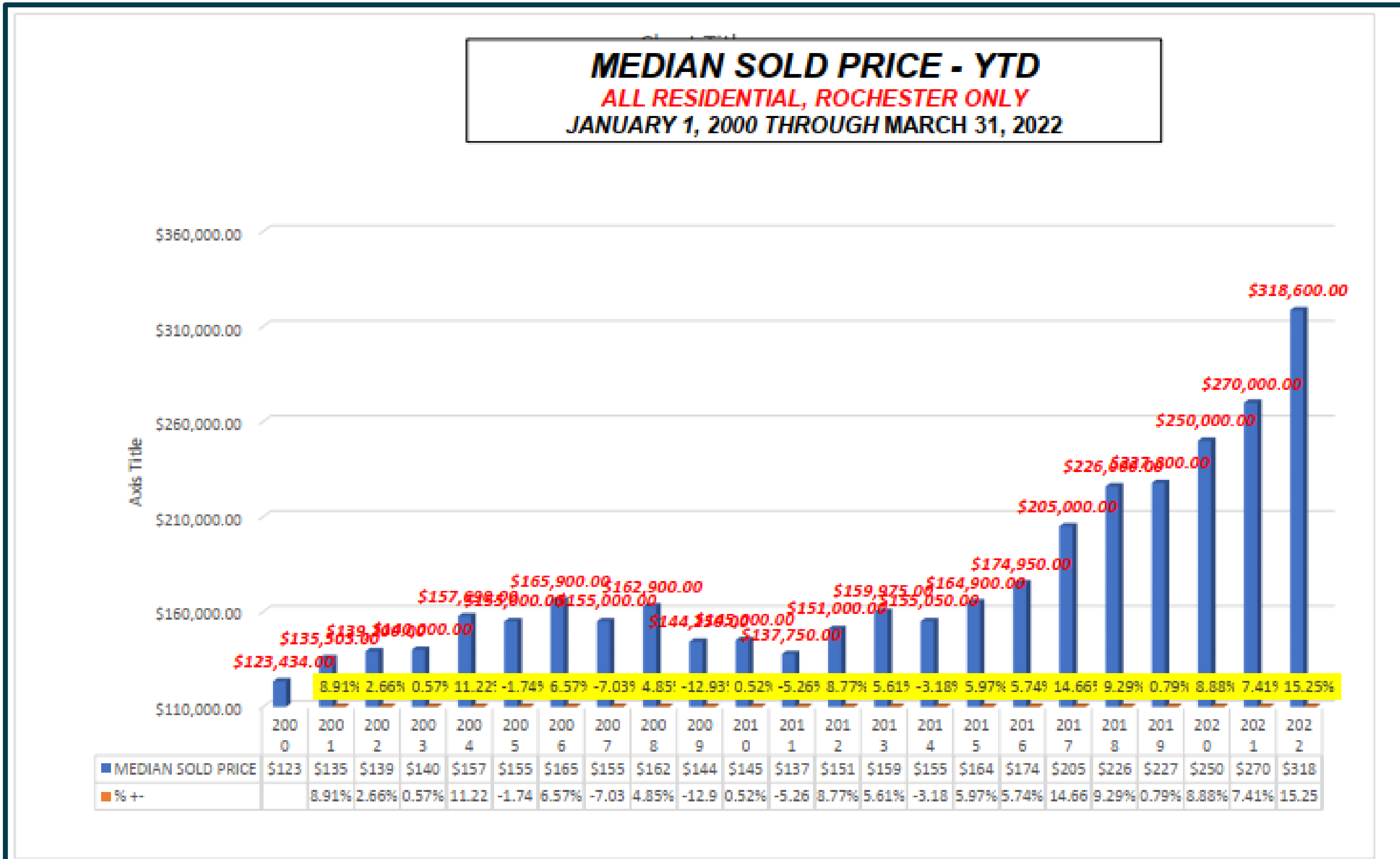
# Homes Average Sold Price - YTD



DATA OBTAIN FROM SEMR FLEXMLS INFORMATION AND NORTHSTARMLS – MATRIX. DATA COMPILED BY JIM MINER, BROKER/REALTOR®, MN LICENSE 711263. ALL DATA IS FOR PERSONAL USE ONLY AND IS NOT FOR PUBLICATION. FOR CURRENT DATA, CONTACT THE NORTHSTAR MLS OFFICE. DRAW YOUR OWN CONCLUSIONS WITH THE DATA PRESENTED FOR ROCHESTER ADDRESSES ONLY. INFORMATION DEEMED ACCURATE BUT NOT GUARANTEED.



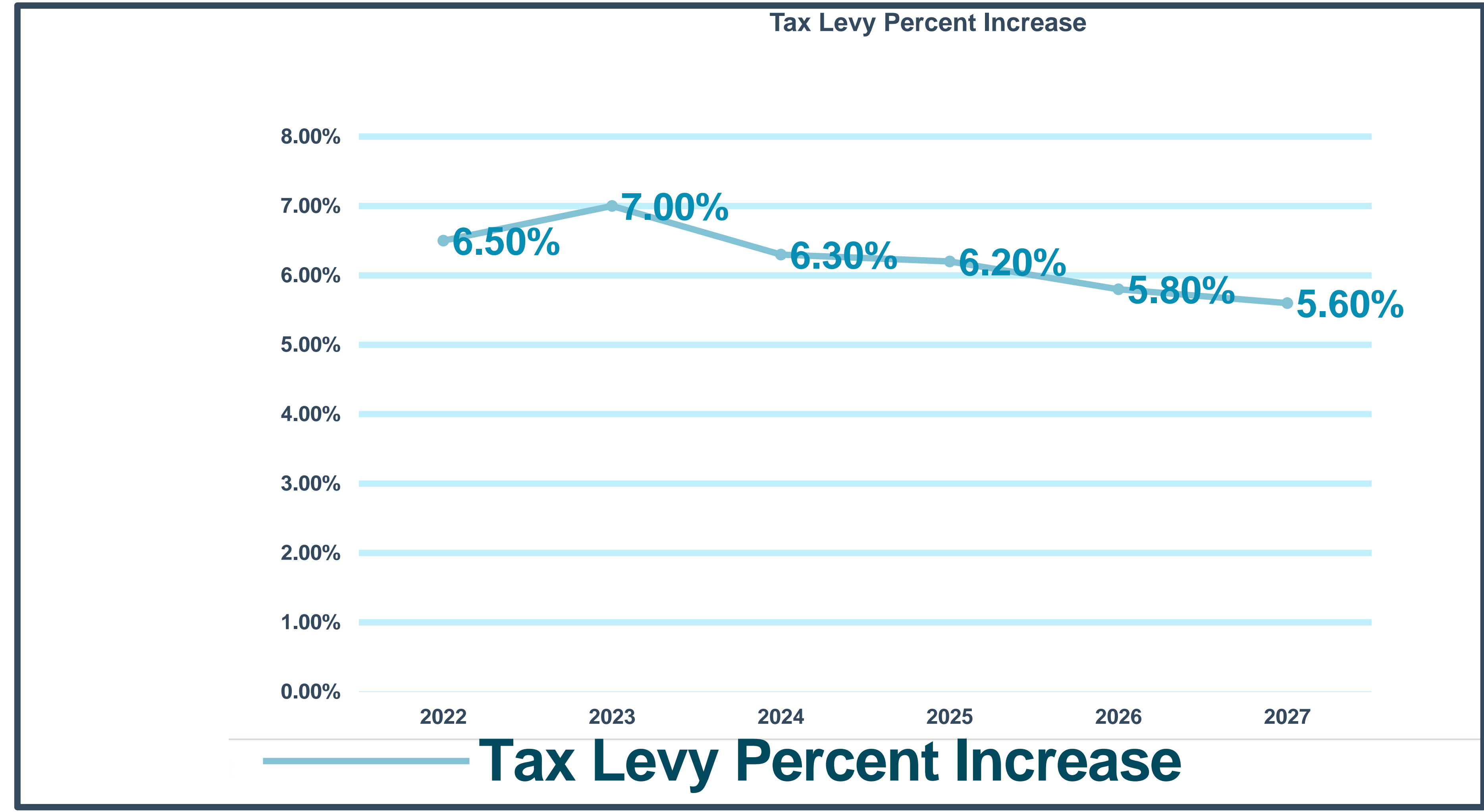
# Homes Median Sold Price - YTD



DATA OBTAIN FROM SEMR FLEXMLS INFORMATION AND NORTHSTARMLS – MATRIX. DATA COMPILED BY JIM MINER, BROKER/REALTOR®, MN LICENSE 711263. ALL DATA IS FOR PERSONAL USE ONLY AND IS NOT FOR PUBLICATION. FOR CURRENT DATA, CONTACT THE NORTHSTAR MLS OFFICE. DRAW YOUR OWN CONCLUSIONS WITH THE DATA PRESENTED FOR ROCHESTER ADDRESSES ONLY. INFORMATION DEEMED ACCURATE BUT NOT GUARANTEED.

# Long-Range Financial Management Plan

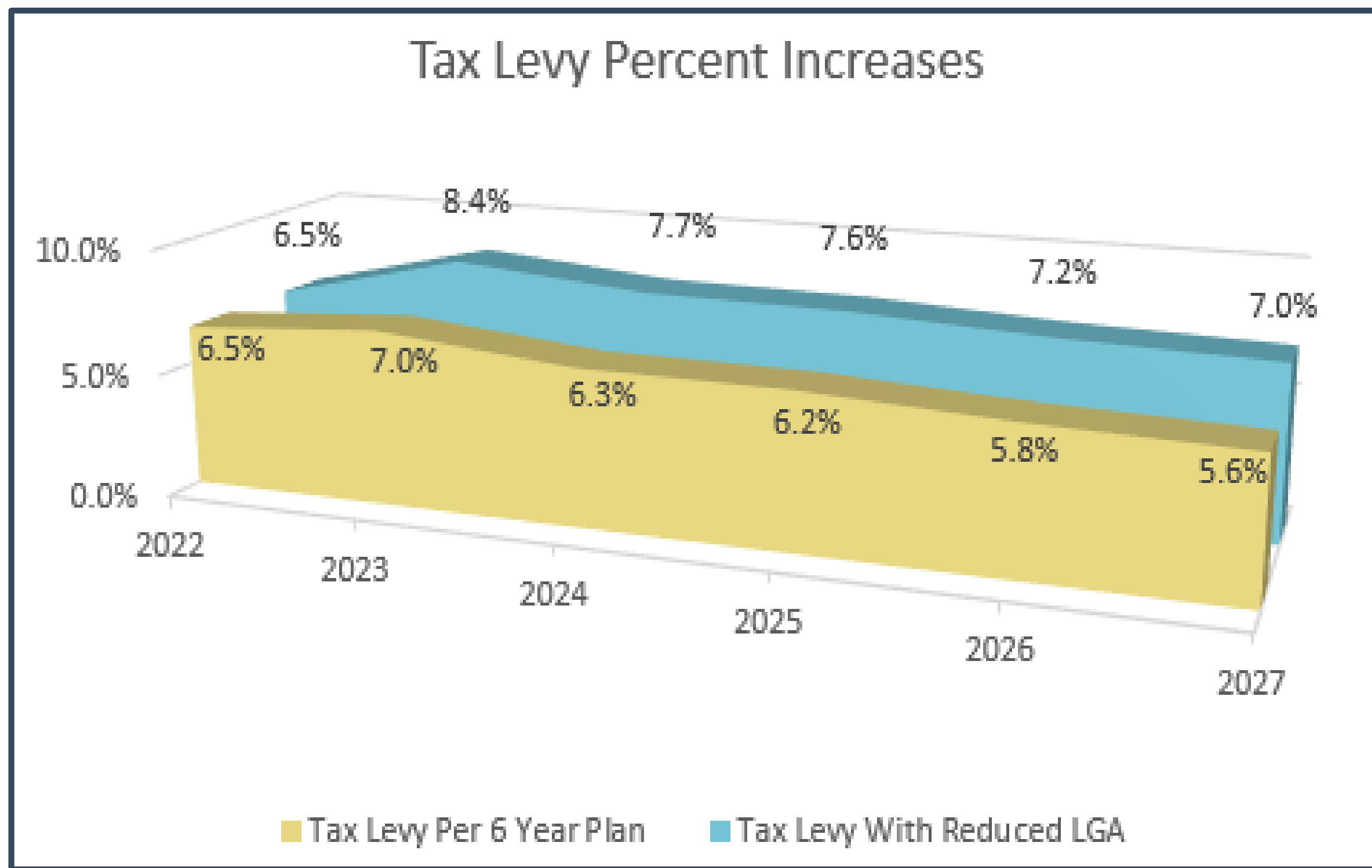
## Forecasted Levy Increases-Sustains Current Service Levels Only





# Long-Range Financial Management Plan

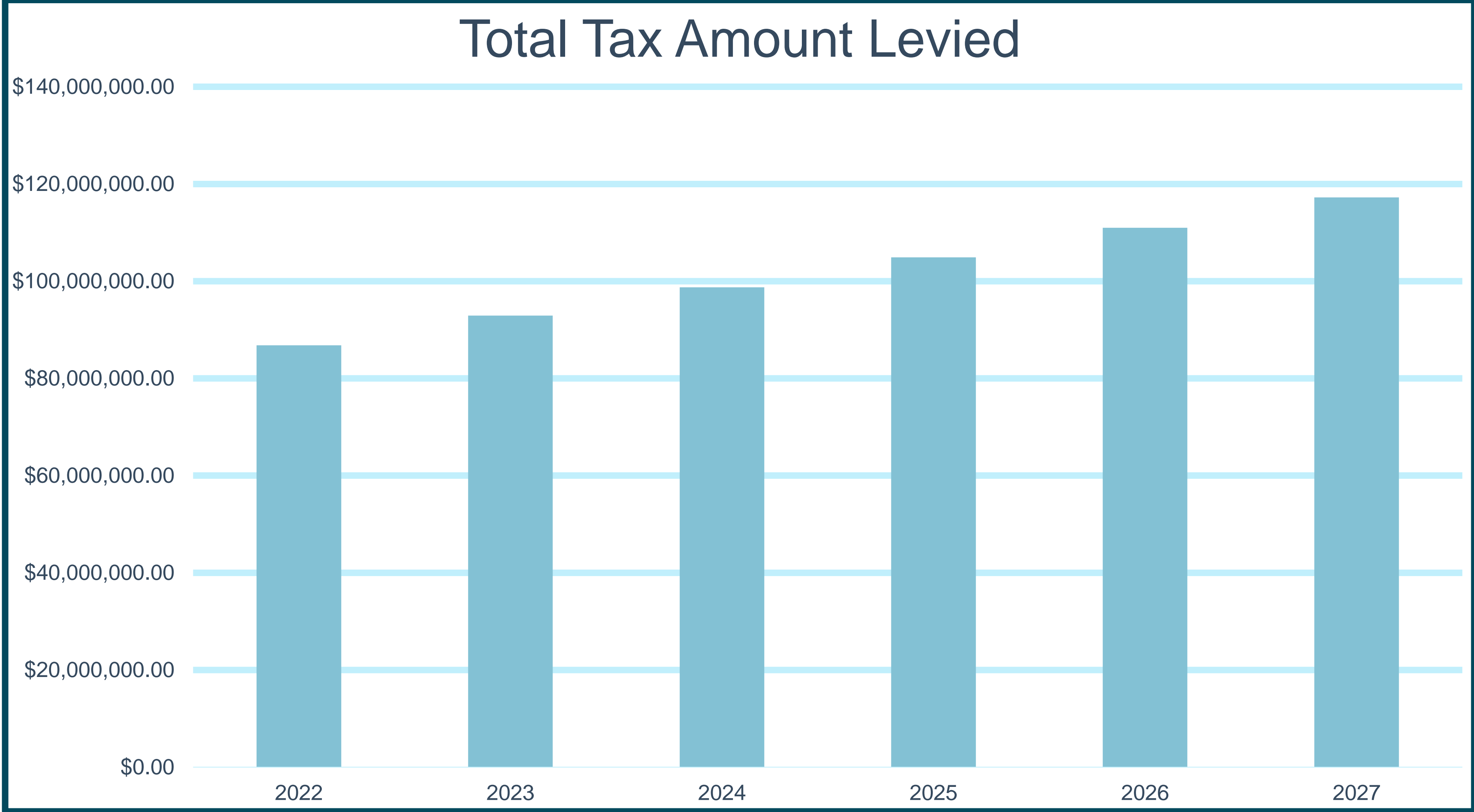
## Potential Levy Increases to Cover Decrease in LGA



Year	Tax Levy Per 6 Year Plan	Tax Levy With Reduced LGA
2022	6.5%	6.5%
2023	7.0%	8.4%
2024	6.3%	7.7%
2025	6.2%	7.6%
2026	5.8%	7.2%
2027	5.6%	7.0%



# Six Year Forecast – Property Taxes



Total Tax Amount Levied	
Year	Amount
2022	\$86,823,881
2023	\$92,920,493
2024	\$98,755,639
2025	\$104,898,041
2026	\$111,007,682
2027	\$117,239,585

**Total Tax Amount Levied**



# Six Year Forecast - Revenues

23 SLIDE

	2022	2023	2024	2025	2026	2027
<b>General Fund Revenues</b>	<b>Budget</b>	<b>Projection</b>	<b>Projection</b>	<b>Projection</b>	<b>Projection</b>	<b>Projection</b>
Property Taxes (levied on tax capacity)	(58,945,373)	(63,659,752)	(68,636,749)	(73,876,701)	(79,048,482)	(84,294,689)
Non-Property Taxes (Excluding Hotel/Motel)	(1,306,300)	(1,170,943)	(1,031,525)	(946,107)	(856,962)	(763,968)
Hotel/Motel Tax	(4,511,905)	(4,647,262)	(4,786,680)	(4,930,280)	(5,078,189)	(5,230,534)
Licenses & Permits	(4,719,645)	(4,932,029)	(5,079,990)	(5,232,390)	(5,389,361)	(5,551,042)
Fines and Forfeits	(332,308)	(335,631)	(338,987)	(342,377)	(345,801)	(349,259)
Intergovernmental	(3,681,596)	(3,718,412)	(3,792,780)	(3,868,636)	(3,946,009)	(4,024,929)
LGA	(6,372,634)	(5,172,944)	(5,172,944)	(5,172,944)	(5,172,944)	(5,172,944)
Charges For Services	(4,199,805)	(4,266,169)	(4,351,492)	(4,438,522)	(4,527,293)	(4,617,839)
Miscellaneous Revenues	(15,373,566)	(16,829,895)	(16,789,341)	(16,747,164)	(16,988,801)	(17,382,853)
Interest Earnings	(235,000)	(238,525)	(243,296)	(248,161)	(253,125)	(258,187)
Other operating revenues	(900,173)	(813,894)	(813,894)	(813,894)	(813,894)	(813,894)
Prior Year (unencumbered funds)	(649,935)	(649,775)	(649,775)	(649,775)	(649,775)	(649,775)
<b>Total Revenues</b>	<b>(101,228,240)</b>	<b>(106,435,231)</b>	<b>(111,687,454)</b>	<b>(117,266,952)</b>	<b>(123,070,635)</b>	<b>(129,109,913)</b>

<b>Property Taxes as a Percentage of Revenues</b>	58.23%	59.81%	61.45%	63.00%	64.23%	65.29%
<b>Total Revenues/Capita</b>	(843.79)	(887.19)	(930.97)	(977.48)	(1,025.85)	(1,076.19)



# Six Year Forecast - Expenditures

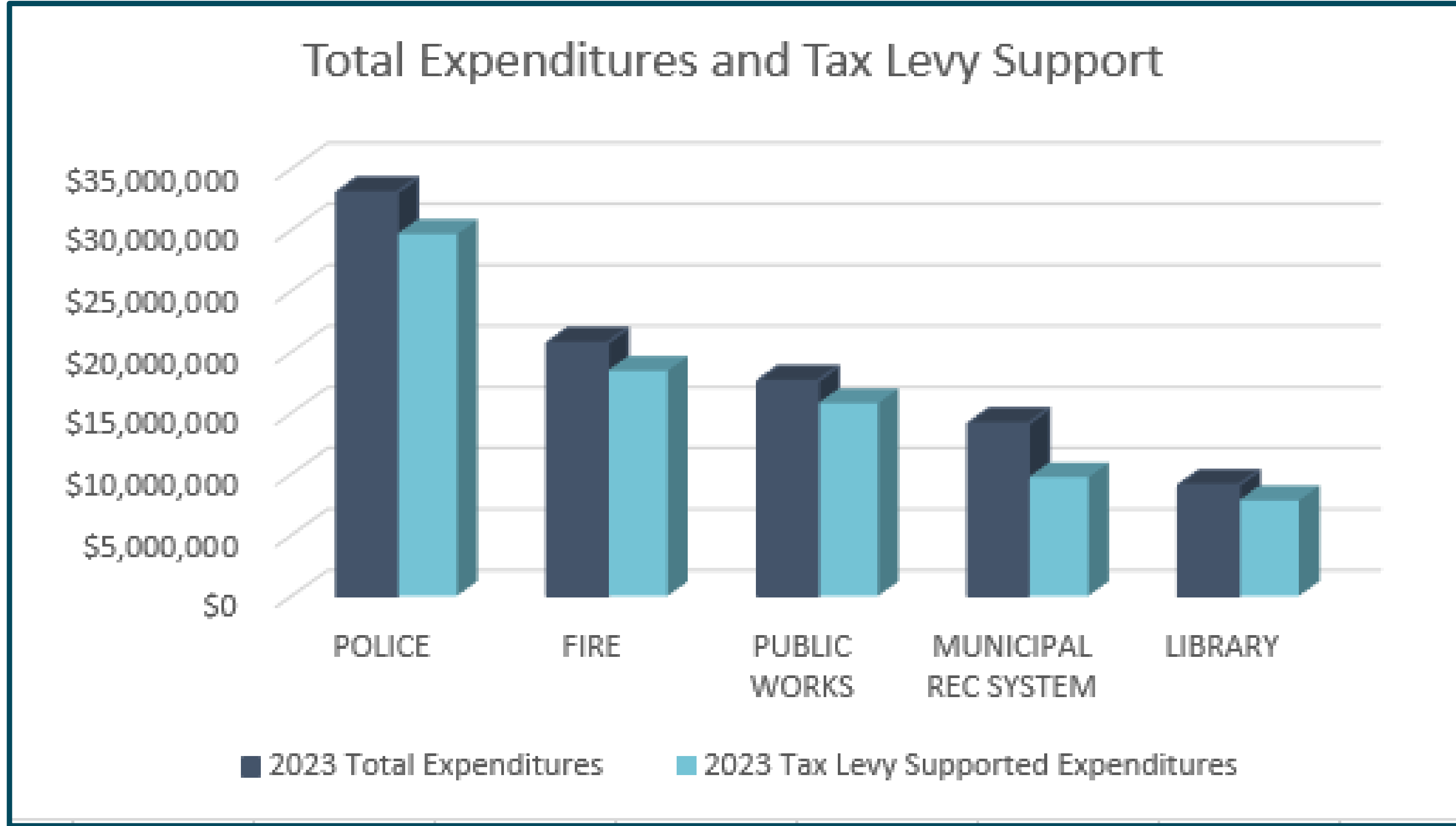
24 SLIDE

## Top Tax Levy Supported Expenditure Areas

Total Projected Expenditures						
AREA	2022	2023	2024	2025	2026	2027
POLICE	\$31,839,535	\$33,049,827	\$34,469,079	\$35,957,401	\$37,518,516	\$39,156,366
FIRE	\$20,047,161	\$20,721,484	\$21,572,271	\$22,463,652	\$23,397,778	\$24,376,922
PUBLIC WORKS	\$16,718,470	\$17,611,286	\$18,356,816	\$19,134,722	\$19,946,675	\$20,794,438
MUNICIPAL RECREATION SYSTEM	\$13,500,913	\$14,133,937	\$14,616,081	\$15,119,418	\$15,645,052	\$16,194,148
LIBRARY	\$8,637,205	\$9,084,255	\$9,424,765	\$9,781,287	\$10,154,664	\$10,545,787



# 2023 Total Expenditures and Tax Levy Support





# Six Year Forecast –

## Holistic Budget Stability Fund Support

This is one-time funding moderating levy increases allowing us to catch up from a 0% levy in 2021 and \$721,000 in reserve utilization.



## Budget Stability Funding


26

- 2022 - \$1,467,446
- 2023 - \$2,368,028
- 2024 - \$1,427,500
- 2025 - \$ 713,750
- 2026 - \$ 285,500
- 2027 - \$ 0


# Local Government Aid Uncertainty



2022 CERTIFIED  
LGA \$6,372,634



2023 LGA CURRENTLY  
BUDGETED  
\$5,172,944



2023 PROJECTED LGA  
(BASED ON CURRENT  
FORMULA)  
\$3,958,994



2023 LGA (BASED ON  
PROPOSED HOUSE  
TAX BILL)  
\$5,487,114

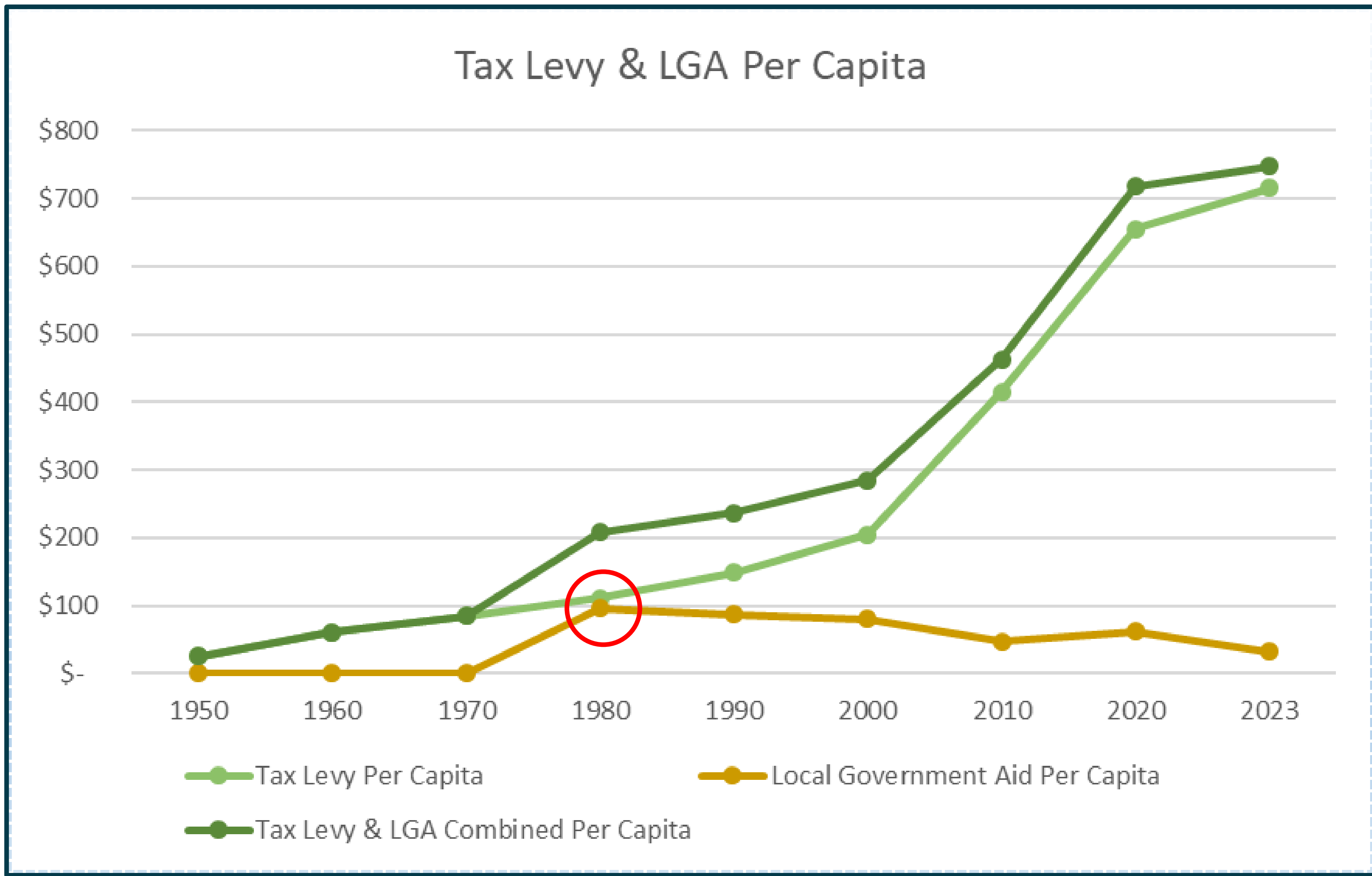
\*2022 Certified LGA includes supplemental city aid

\*\*2023 LGA will be certified by August 1, 2022



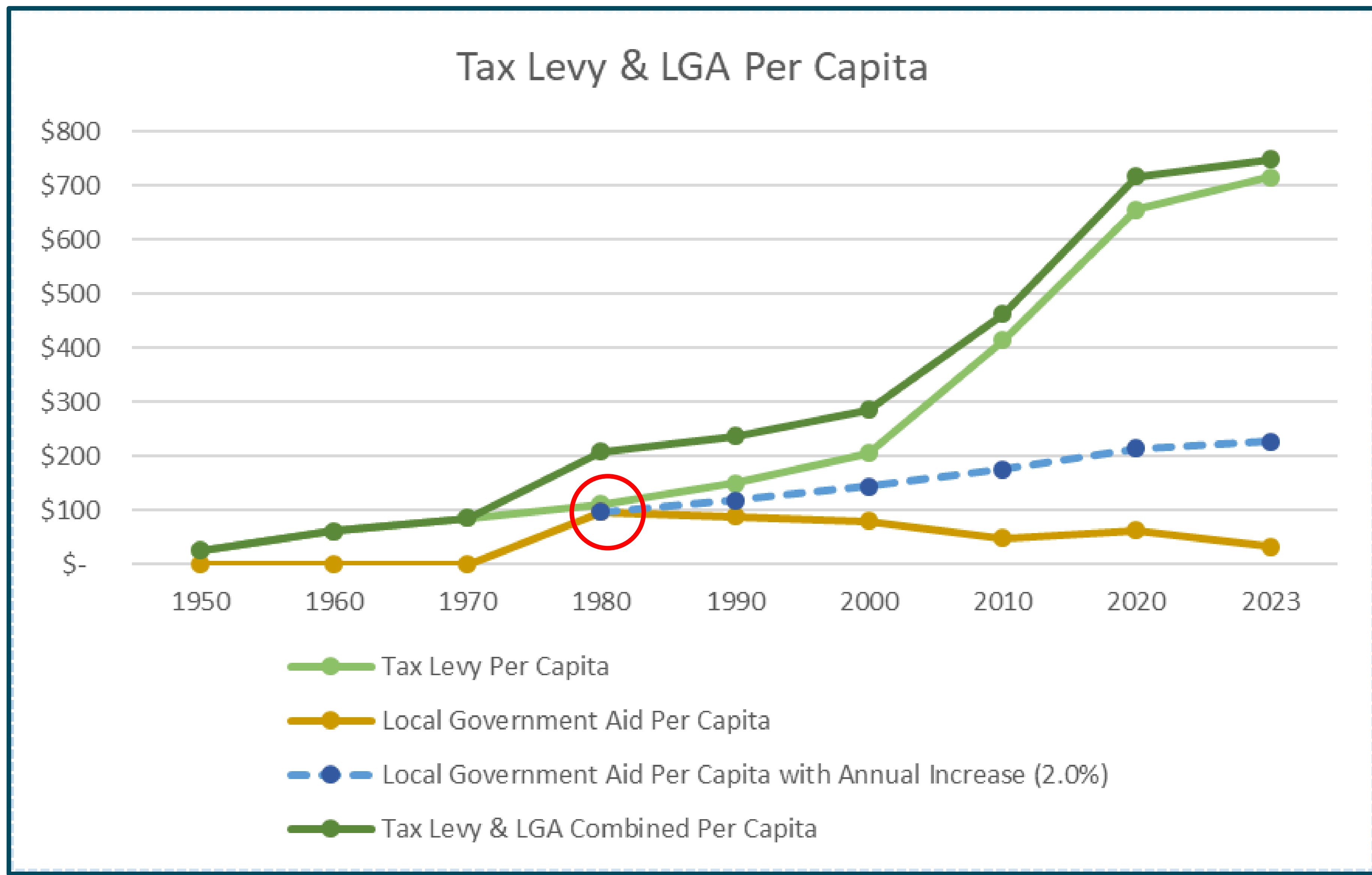


# Tax Levy and LGA Per Capita Decade Trends



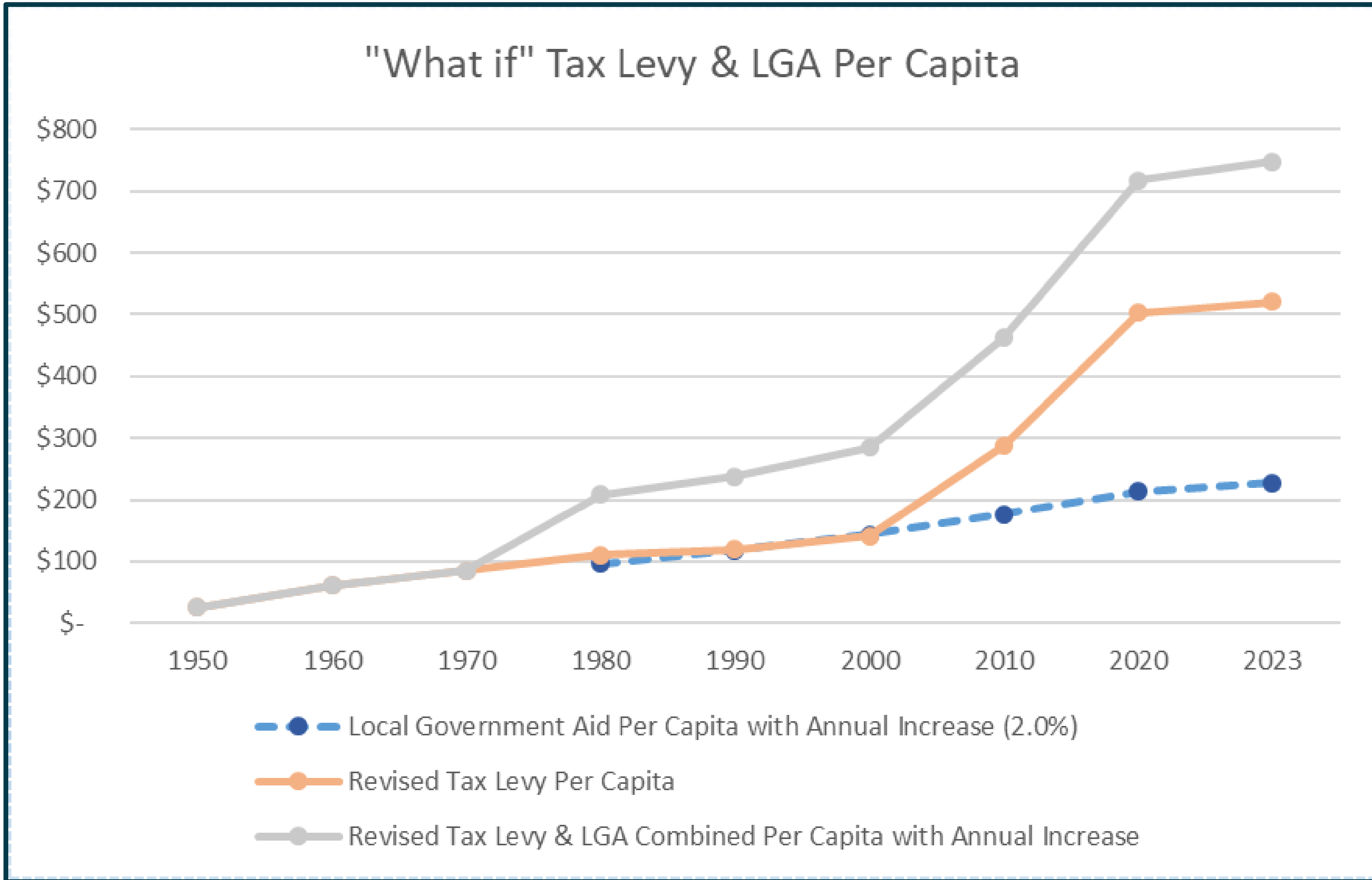


# Tax Levy and LGA Per Capita Decade Trends



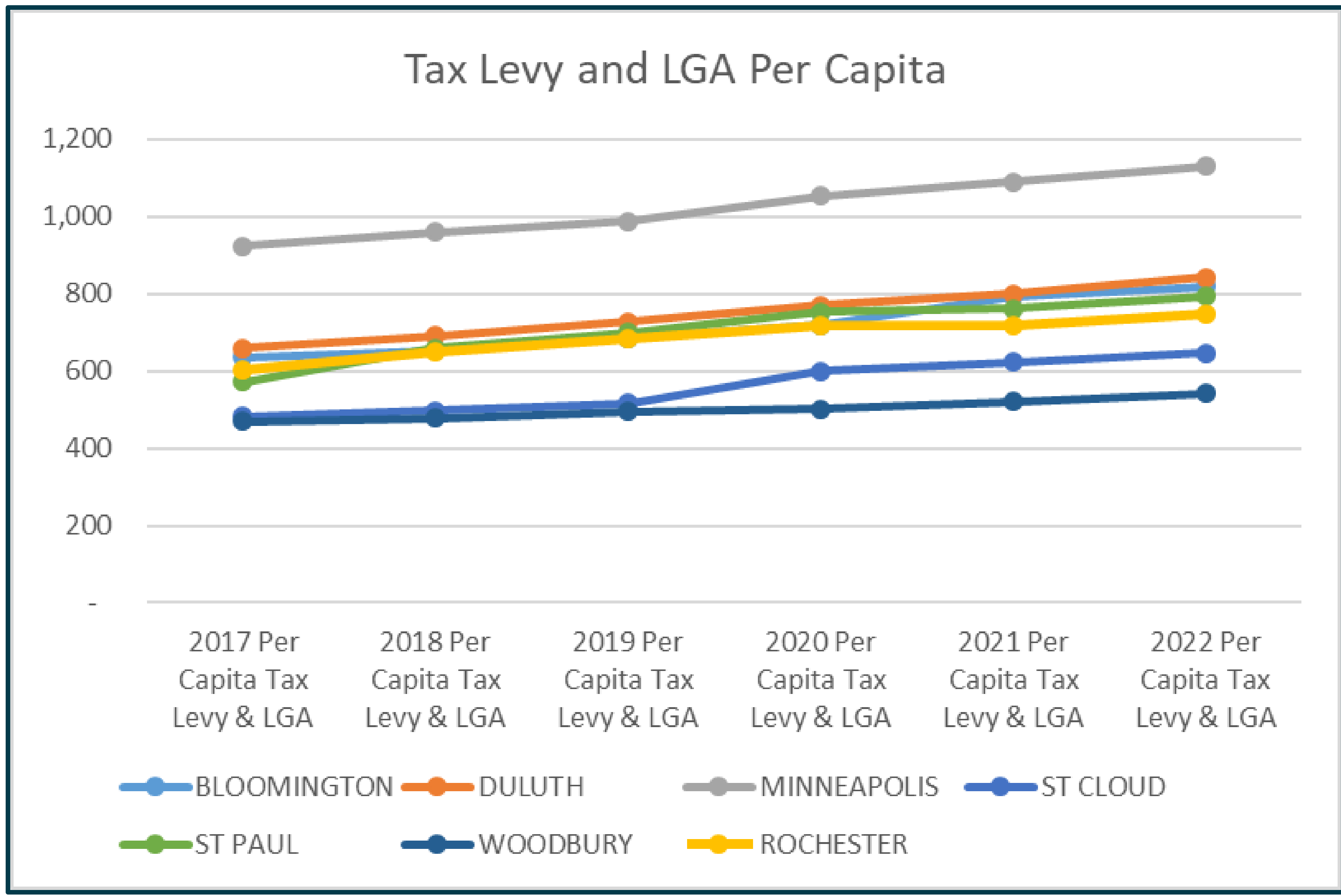


# Tax Levy and LGA Per Capita Decade Trends





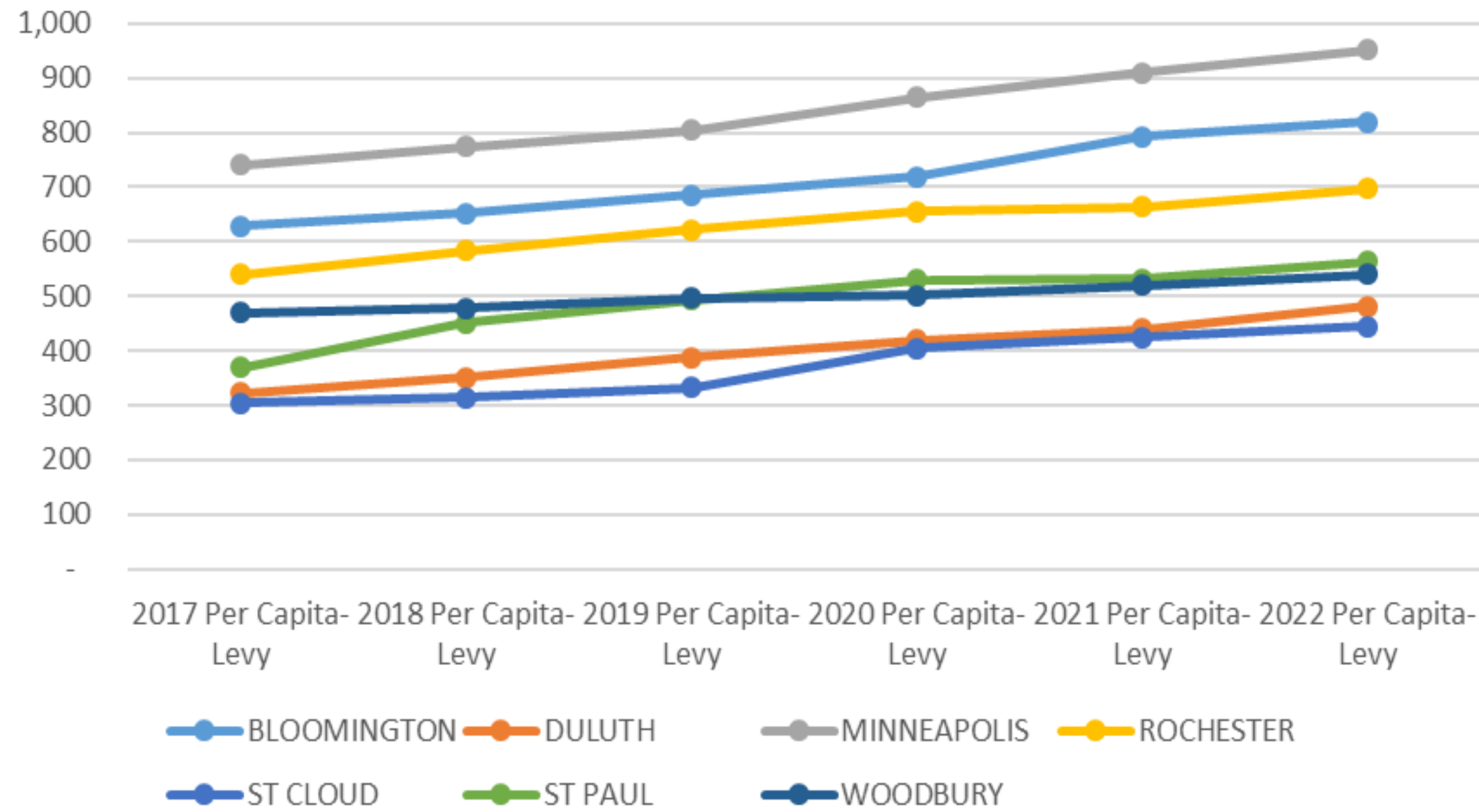
# Tax Levy and LGA Per Capita Benchmarking



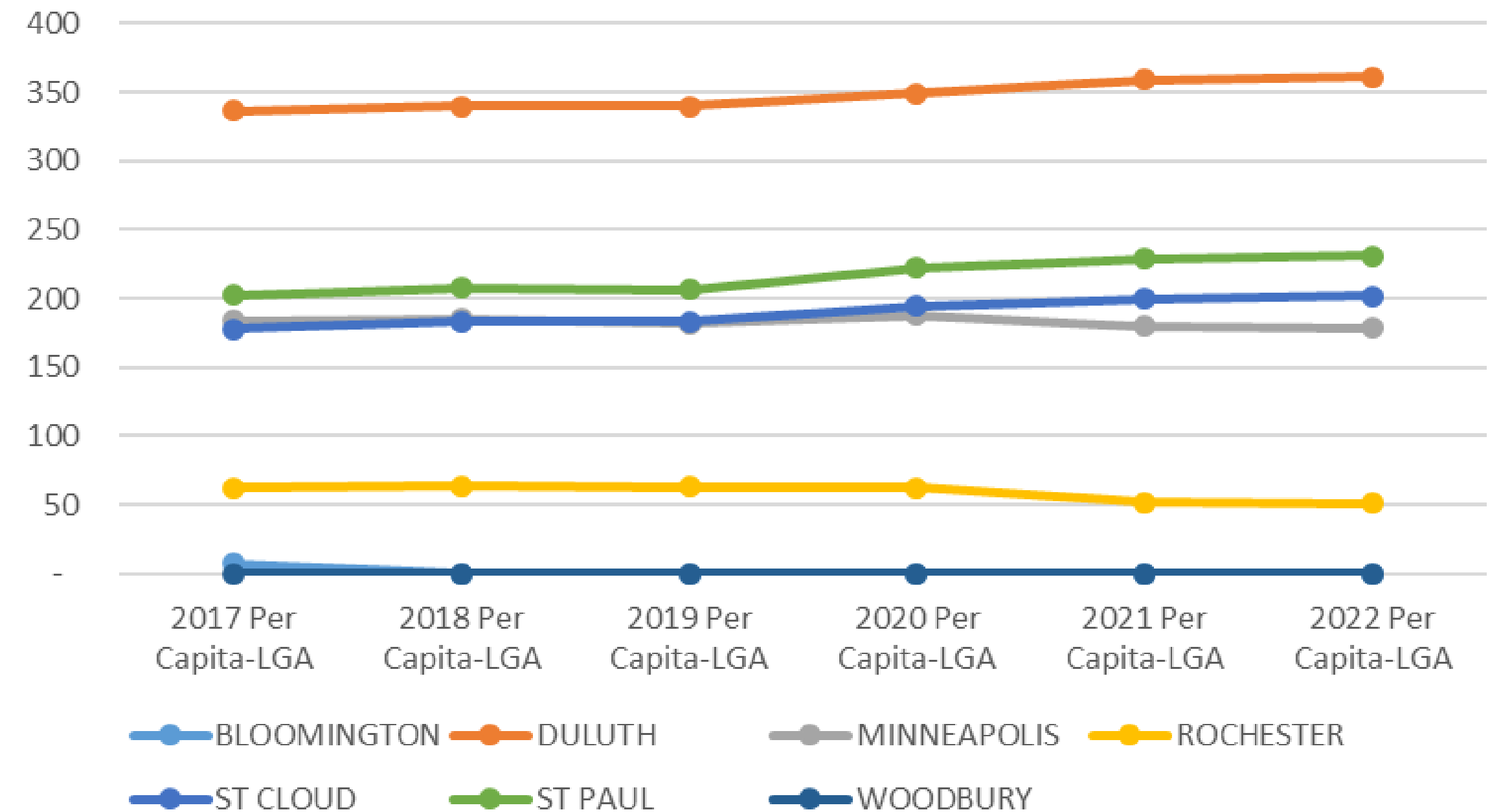


# Tax Levy and LGA Per Capita Benchmarking

### Tax Levy Per Capita



### LGA Per Capita







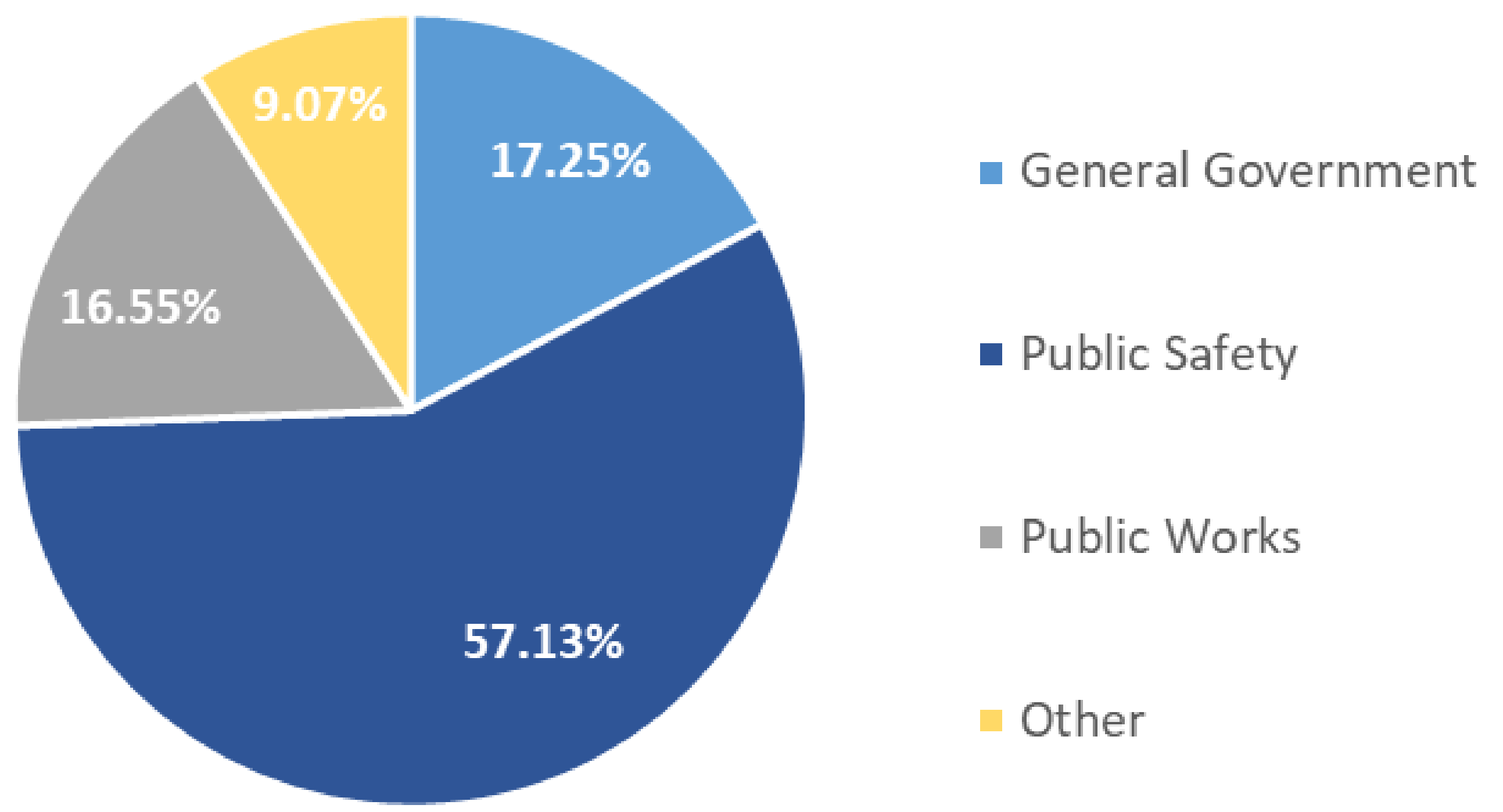
# Benchmark Cities – Service Profiles

33 SLIDE

SERVICE	ROCHESTER	MINNEAPOLIS	ST. PAUL	DULUTH	ST. CLOUD	BLOOMINGTON	WOODBURY
AIRPORT	YES	NO	NO	YES	YES	NO	NO
LIBRARY	YES	NO	YES	YES	YES	NO	NO
WASTEWATER	COLLECTION AND TREATMENT	COLLECTION	COLLECTION	COLLECTION AND TREATMENT	COLLECTION AND TREATMENT	COLLECTION	COLLECTION
TRANSIT	FULL SERVICE	N/A	N/A	FULL SERVICE	FULL SERVICE	N/A	N/A
ELECTRIC	YES	NO	NO	NO	NO	NO	NO
REGIONAL PARKS	YES	NO	NO	YES	YES	NO	NO

# 2023 Current Budget

General Fund Expense  
\$106,435,231



# Revenue Notes for Levy Supported Operations

---

35 SLIDE

- **Lodging Tax:** Still recovering, but not at 2019 levels.
- **Liquor License:** License holders will pay the fee in 2022.
- **LGA Uncertainty**

# Expense Trends



36 SLIDE

CITY OF  
**ROCHESTER**  
MINNESOTA

- **Step and Salary Adjustments:** On trend with approved budget.
- **Health and Dental:** On trend with approved budget.
- **Fixed Service Contract Renewals:** Inflationary Adjustments-Some Significant.

# Expense Trends Continued

37 SLIDE

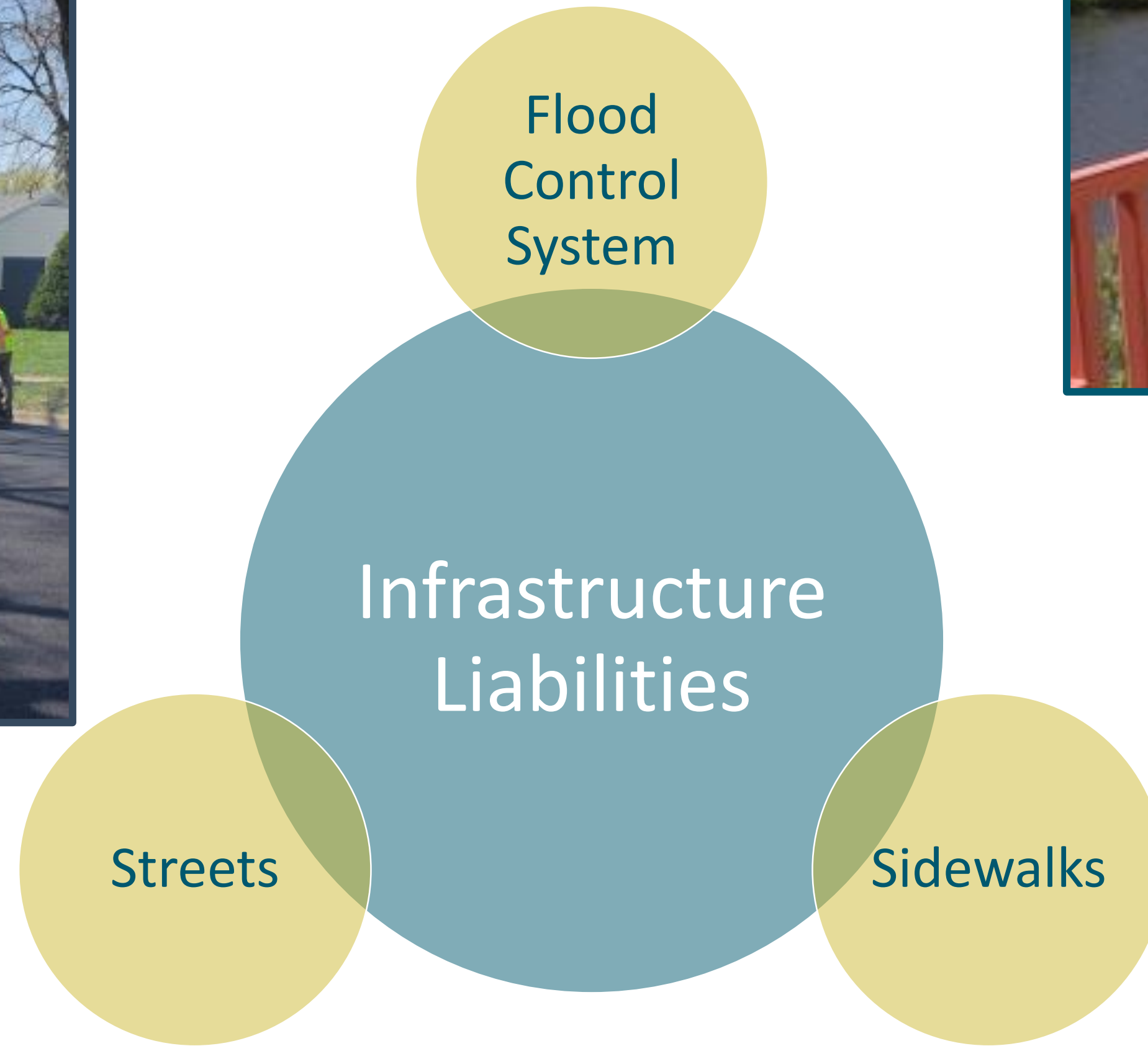
- **Fuel & Energy (unleaded gasoline, diesel fuel & natural gas):**
- Current indications are that these costs will increase significantly in 2022 and could remain inflated into 2023.
- Fuel costs for the month of March 2022 are approximately \$68,000 higher than the prior year.
- Using March 2022 price per gallon increases, the annual 2022 fuel expenses will be approximately \$800,000 higher than 2021 which is not in alignment with the current budget. This trend will likely impact 2023 budgets as well.

# Expense Trends Continued

38 SLIDE

- **Inflation-** Impacts the cost of construction, purchased services, and related items. Current inflation from March 2021 to March 2022 is 8% (Midwest Consumer Price Index).
- **Other Unknowns:**
  - District Energy – Financing Capital and Operational Changes.
  - Unsettled bargaining agreements.

# Infrastructure Liabilities



# Recommendation if Local Option Sales Tax is Approved

## Flood Control System

Local Option Sales Tax

## Streets

Tax Levy, continue existing level of investment

Assessments (based on parcel value)

Local Option Sales Tax

## Sidewalks

Tax Levy, Assessments or consider implementing a Sidewalk Improvement District



# Recommendation if Local Option Sales Tax is Not Approved

## Flood Control System

Tax Levy (increase needed to address non-storm water related costs)

Storm Water Rates & Fees (increase rate \$2.00/mo; \$1.6 million/yr)

## Streets

Tax Levy (#% increase needed to address annual funding gap)

Assessments (based on parcel value)

Natural Gas Franchise Fees (enact 5% fee)

## Sidewalks

Tax Levy, Assessments or consider implementing a Sidewalk Improvement District



# Enterprise Funds

- **Parking Fund:**

- Fee increases, pandemic impacts and remote work have resulted in less contract parking, no waiting list and reduced retained earnings.
- Revenues through 2021 are trending upward, but are still significantly lower than pre-pandemic levels.
- Rate study being evaluated.

February Comparisons				
	February 2019	February 2020	February 2020	February 2021
Ramp Uses	96,754	113,404	58,733	81,302
Total Ramp Revenue	\$416,926	\$512,089	\$304,177	\$329,561
Ramp Operating Profit	\$200,503	\$296,895	\$121,246	\$87,947
# of monthly parker	1426	1574	1059	1233



# Other Enterprise Funds

---

43 SLIDE

- **Transit Fund:**
  - Revenue reductions have been offset by Federal Funding, but sustainability is uncertain.
  - 2022 & 2023 operating expenses will be covered by State, Coronavirus Aid, Relief, and Economic Security Act and American Rescue Plan Act funding.
  - Significant capital expenditures will be spread out over the next three years.
  - Leveraged portion of fund balance in 2021.
- **Airport Fund** – Revenue reductions have been offset by Federal Funding, but sustainability is uncertain.



# Other Funds

- **Equipment Revolving** – Limited replacements to save \$’s now create backlogs for future.
- **Workers Compensation Fund** - Trend challenges driving need to increase contribution rates.
- **Facility Renewal Fund** – Projected annual need of \$4.1 million with phased funding starting in 2023.



## Policy Considerations

1. Is the 2022-2023 Budget approved budget and levy request in alignment with the City Council's priorities?
2. Are there any specific issues the Council would like evaluated as part of the supplemental budget process?

# DISCUSSION



## REQUEST FOR COUNCIL ACTION

### STUDY SESSION SCHEDULE

**MEETING DATE:**

April 11, 2022

**ORIGINATING DEPT:**

City Administration

**AGENDA SECTION:**

Agenda

**PREPARED BY:**

Lisa Mullenbach

The Study Session Schedule as of April 11, 2022.

**ATTACHMENTS:**

Schedule April 11 2022

**City of Rochester - Rochester City Council  
2022 Council Study Session Items**

Discussion Item	Responsible Dept.	Estimated Time	Review Date
Community IDs	RPL	45 Minutes	4/18/2022
Annual Sustainability Update	Community Development	45 Minutes	4/18/2022
<b>COUNCIL MEETING</b>			4/18/2022
<b>HOLD 3:30-8:30 for CC retreat offsite location - DSIC</b>			4/25/2022
Sidewalk Improvement Districts	Community Development	45 Minutes	5/2/2022
DMC Budget Feedback	Administration	45 Minutes	5/2/2022
<b>COUNCIL MEETING</b>			5/2/2022
UDC update	Community Development	45 Minutes	5/9/2022
Transit Development Plan	Transit Development Plan	45 Minutes	5/9/2022
Action Plan Update	Administration	30 Minutes	5/16/2022
Riverfront Plan update	Community Development	60 Minutes	5/16/2022
<b>COUNCIL MEETING</b>			5/16/2022
<b>HOLD 3:30-8:30 for CC retreat offsite location - Mayo Civic Center</b>			5/23/2022
<b>MEMORIAL DAY HOLIDAY - No meeting</b>			5/30/2022
<i>tentative - Community and Business Survey</i>	Administration	60 Minutes	6/6/2022
District Energy and Heating and Cooling City Buildings	Administration	30 Minutes	6/6/2022
<b>COUNCIL MEETING</b>			6/6/2022
<b>HOLD 3:30-8:30 for CC retreat offsite location RPL Auditorium</b>			6/13/2022
Communications & Engagement Update	Community Development	30 Minutes	6/20/2022
Local Option Sales Tax Engagement update	Administration	60 Minutes	6/20/2022
<b>COUNCIL MEETING</b>			6/20/2022
TIF	Community Development	30 Minutes	6/27/2022
			6/27/2022
<b>INDEPENDENCE DAY - No meeting</b>			7/4/2022
			7/11/2022
			7/11/2022
2021 Audit			7/18/2022

Discussion Item	Responsible Dept.	Estimated Time	Review Date
2023 Supplemental Budget Overview			7/18/2022
<b>COUNCIL MEETING</b>			7/18/2022
			7/25/2022
			7/25/2022
			8/1/2022
<b>COUNCIL MEETING</b>			8/1/2022
<b>Primary Election Day - No Meeting</b>			8/8/2022
Local Option Sales Tax Engagement update	Administration	60 Minutes	8/15/2022
			8/15/2022
City Administrator's Recommended 2023 Supplemental Budget			8/22/2022
<b>COUNCIL MEETING</b>			8/22/2022
Tri Government Committee - All Elected Officials	Administration	5:30:00 PM - 7:00 pm (ish)	Thursday 8/25/2022
<b>No Study Session</b>			8/29/2022
<b>Labor Day - Meeting on Wednesday</b>			9/5/2022
2023 Supplemental Budget			Wednesday 9/7/2022
			9/12/2022
			9/12/2022
			9/19/2022
<b>COUNCIL MEETING</b>			9/19/2022
<b>No Study Session</b>			9/26/2022
DMC Workplan and Budget request		60 Minutes	10/3/2022
<b>COUNCIL MEETING</b>			10/3/2022
			10/10/2022
			10/10/2022
			10/17/2022
<b>COUNCIL MEETING</b>			10/17/2022
			10/24/2022
			10/24/2022

Discussion Item	Responsible Dept.	Estimated Time	Review Date
Meetings moved to Wednesday			10/31/2022
2023 Supplemental Budget			
Action Plan update			Wednesday 11/2/2022
<b>COUNCIL MEETING</b>			Wednesday 11/2/2022
<b>Election Day 11/8 - No meeting</b>			11/7/2022
			11/14/2022
<b>COUNCIL MEETING</b>			11/14/2022
			11/21/2022
			11/21/2022
			12/5/2022
<b>COUNCIL MEETING</b>			12/5/2022
			12/12/2022
<b>COUNCIL MEETING</b>			12/12/2022
<b>No Meeting</b>			12/19/2022
<b>No Meeting</b>			12/26/2022

Proposed Stormwater Ordinance Revisions  
 Community for Health Update  
 Joint Library Board/Council meeting  
 Bus Rapid Transit - BRT (May/June)  
 West Transit Village  
 Affordable Housing (June/Dec) – CC report & recommendation instead?  
 ARPA – CC report & recommendation instead?  
 DEI Update  
 City Council Bus Tours/Site Visits  
 Conflict of Interest

Public Works (Troy Erickson)  
 DMC EDA (Kevin Bright)  
 Library/Admin  
 Community Development/DMC  
 Community Development/DMC  
 Community Development  
 Administration  
 Administration  
 Administration/Leadership Team  
 Administration