



2021 Operating Budget 2021-2026 CIP



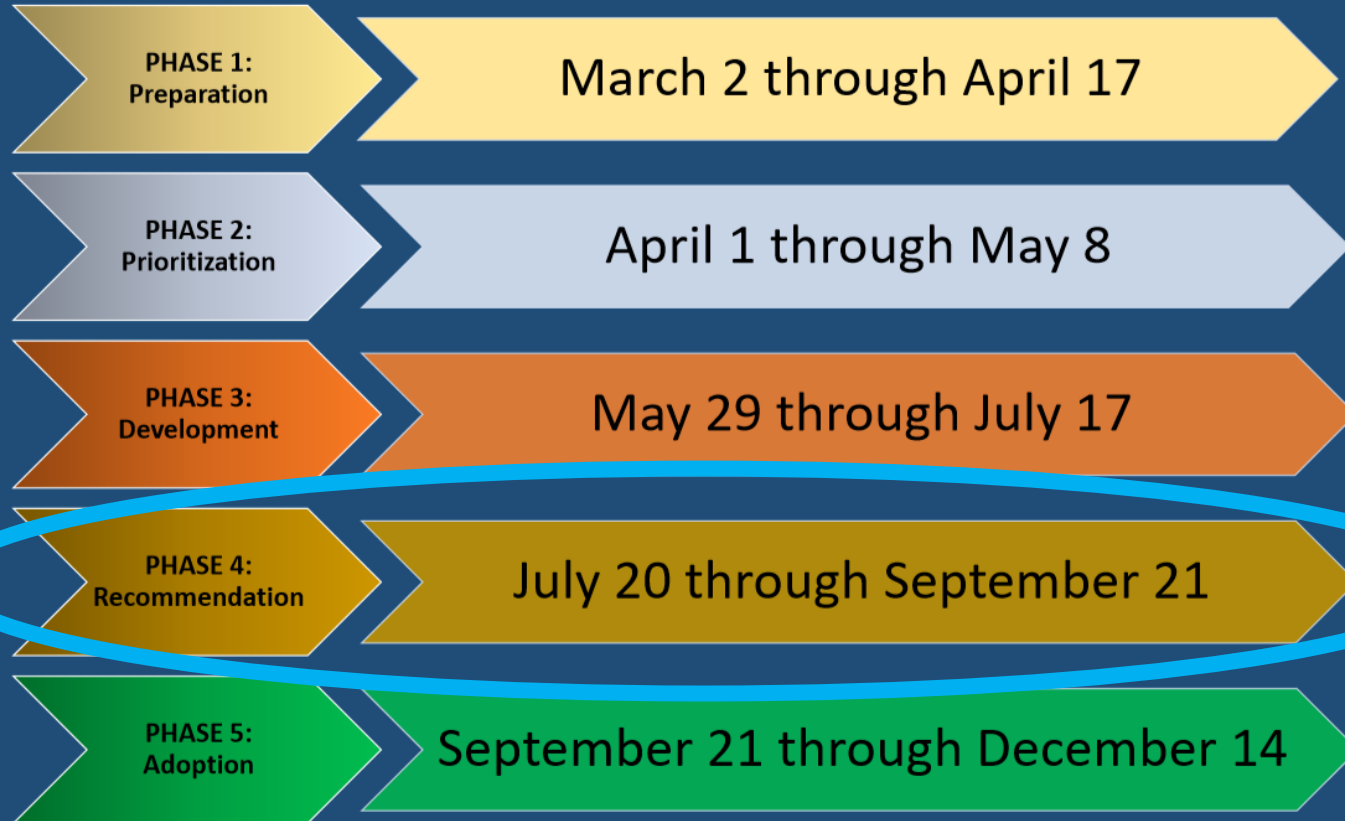
City Council Study Session
Budget Meeting #4
September 28, 2020



Team Rochester

Original: 2/27/2020
Revised: 3/3/2020

Budget, Capital Improvement, and Long Term Financial Management Plan Process





September 28 Discussion Goals

Capital Improvement Plan Review

Silver Lake Pool Follow Up

City Council Follow Up Items



Capital Improvement Plan 2021-2026



Capital Improvement Plan - CIP

What is a Capital Improvement Plan (CIP)?

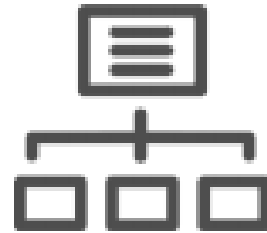
The City of Rochester's Capital Improvement Plan is a mid-range plan, which spans 6 years. The CIP identifies capital projects, provides a planning schedule and identifies funding sources. The information also includes the 5 year Capital Improvement Plan for Rochester Public Utilities (Electric Utility and Water Utility).



2021-2026 CIP Projects & 2021-2025 RPU CIP Projects



294 Projects



23 Categories



\$702,926,789 Million
Total Investment



2021-2026 CIP Projects & 2021-2025 RPU CIP Projects


Top 5 Funding Sources

There are 34 types of funding sources that can be used to fund a CIP project.



Federal Funds

\$113,536,000



Electric Utility

\$130,840,000



Bonds

\$83,300,000



State DMC
Funds

\$69,669,000



Retained
Earnings

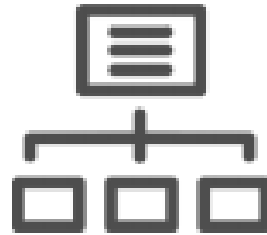
\$43,804,000



2021 CIP Projects



179 Projects



23 Categories



\$141,559,560 Million
Total Investment



2021 CIP Projects

Top 5 Funding Sources

There are 34 types of funding sources that can be used to fund a CIP project.



State DMC
Funds
\$34,548,000



Electric Utility
\$30,917,000



Federal Funds
\$20,926,000



Project
Reserves
\$9,189,000



Bonds
\$8,425,000



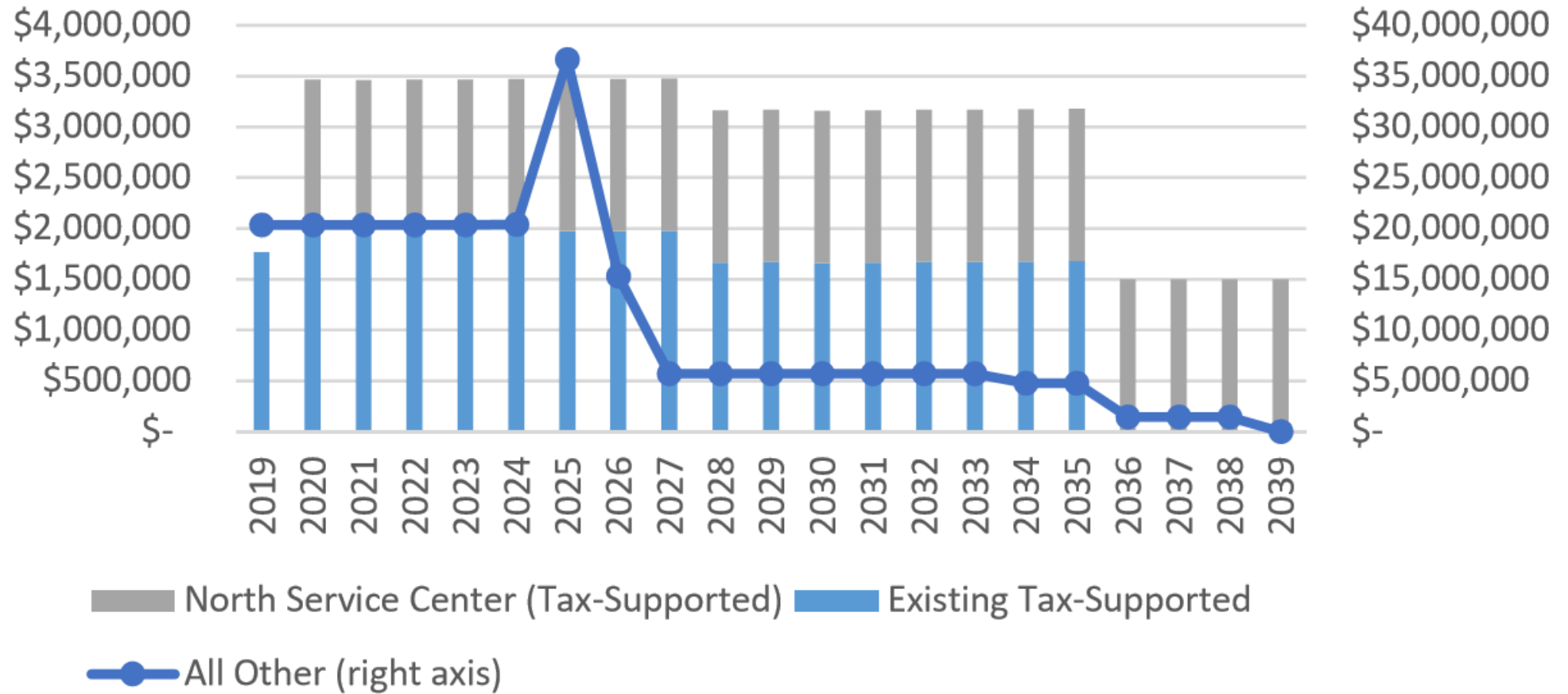
**2021 - 3% of CIP
is supported by
tax levy**

**2020 - \$5,497,244
of the CIP was
supported by tax
levy**

	CIP Tax Levy					
	2021	2022	2023	2024	2025	2026
Airport	\$ -	\$ -	\$ -	\$ -	\$ -	\$ -
Parks	\$ 450,000	\$ 650,000	\$ 325,000	\$ 925,000	\$ 425,000	\$ 925,000
Golf	\$ 25,000	\$ 110,000	\$ 395,000	\$ 65,000	\$ 50,000	\$ 40,000
Rec Center	\$ -	\$ 500,000	\$ 500,000	\$ -	\$ -	\$ -
Graham Arena	\$ 130,910	\$ 125,230	\$ -	\$ -	\$ -	\$ -
Mayo Civic Center	\$ -	\$ -	\$ -	\$ -	\$ -	\$ -
Streets	\$ 1,655,000	\$ 1,600,000	\$ 2,450,000	\$ 2,700,000	\$ 3,400,000	\$ 3,400,000
Traffic	\$ 50,000	\$ 50,000	\$ 50,000	\$ 50,000	\$ 50,000	\$ 50,000
Pedestrian	\$ 390,000	\$ 290,000	\$ 1,450,000	\$ 640,000	\$ 590,000	\$ 1,140,000
Mass Transit	\$ -	\$ -	\$ -	\$ -	\$ -	\$ -
Parking	\$ -	\$ -	\$ -	\$ -	\$ -	\$ -
Sewer	\$ -	\$ -	\$ -	\$ -	\$ -	\$ -
Storm Water	\$ -	\$ -	\$ -	\$ -	\$ -	\$ -
Water Rec Plant	\$ -	\$ -	\$ -	\$ -	\$ -	\$ -
Flood Control	\$ -	\$ -	\$ -	\$ -	\$ -	\$ -
DMC	\$ -	\$ -	\$ -	\$ -	\$ -	\$ -
Tax Abatement District	\$ -	\$ -	\$ -	\$ -	\$ -	\$ -
Fire	\$ 278,000	\$ 249,000	\$ 285,000	\$ 550,000	\$ 285,000	\$ 250,000
Police Department	\$ 1,078,500	\$ 1,346,750	\$ 38,500	\$ 38,500	\$ 38,500	\$ 24,000
Library	\$ -	\$ -	\$ -	\$ -	\$ -	\$ -
Administration	\$ 177,500	\$ 352,500	\$ 197,500	\$ 142,500	\$ 142,500	\$ 167,500
	\$ 4,234,910	\$ 5,273,480	\$ 5,691,000	\$ 5,111,000	\$ 4,981,000	\$ 5,996,500



City of Rochester Future Annual Debt Service





Streets CIP

- 2021 Streets CIP Total = \$6,275,000
- 2021-2026 Streets CIP Total = \$74,235,000

	2021	2022	2023	2024	2025	2026
Annual Bituminous Rehab, Resurfacing & Preservation	\$900,000	\$900,000	\$1,000,000	\$1,000,000	\$1,000,000	\$1,000,000
Annual Bituminous Reconstruction	\$500,000	\$500,000	\$1,050,000	\$1,030,000	\$2,000,000	\$2,000,000
CIP Debt Repayment	\$200,000	\$200,000	\$200,000	\$200,000	\$200,000	\$200,000
Reconstruct 65 th Street	\$1,020,000	\$7,800,000	\$7,200,000			
Elton Hills Drive Bridge Improvements	\$3,300,000					
Seal Coat South Broadway	\$300,000					
Fuel Master Upgrade	\$55,000					



Streets CIP - Continued

- 2021 Streets CIP Total = \$6,275,000
- 2021-2026 Streets CIP Total = \$74,235,000

	2021	2022	2023	2024	2025	2026
Annual Bridge Rehab			\$200,000	\$200,000	\$200,000	\$200,000
Reconstruct Broadway			\$500,000	\$4,750,000	\$4,750,000	
Reconstruct Center Street			\$400,000	\$3,780,000		
Rehab 4 th St SE			\$100,000	\$800,000		
Rehab 20 th St SW				\$300,000	\$6,400,000	
Rehab Center Street				\$1,050,000		
Reconst. Shoppes on Maine					\$4,150,000	\$4,250,000
Reconstruct 11 th Ave E					\$500,000	\$6,500,000
Clearwater Rd NW (intersection safety)					\$200,000	\$1,000,000



Parks CIP

- 2021 Parks CIP Total = \$1,065,000
- 2021-2026 Parks CIP Total = \$5,865,000

	2021	2022	2023	2024	2025	2026
Emerald Ash Borer Management	\$150,000	\$150,000	\$150,000	\$150,000	\$150,000	\$150,000
Game Haven Active Nature Sports Park	\$365,000	\$365,000	\$15,000	\$15,000	\$15,000	\$165,000
Quarry Hill Park Projects	\$50,000	\$50,000	\$50,000	\$50,000	\$50,000	\$75,000
Playground Replacement	\$50,000	\$50,000	\$75,000	\$75,000	\$75,000	\$75,000
New Parks	\$100,000	\$100,000	\$125,000	\$125,000	\$125,000	\$150,000
Plummer House Improvements	\$150,000	\$250,000	\$50,000	\$50,000	\$50,000	\$150,000



Parks CIP - Continued

- 2021 Parks CIP Total = \$1,065,000
- 2021-2026 Parks CIP Total = \$5,865,000

	2021	2022	2023	2024	2025	2026
Replace Playground Safety Surfacing Materials	\$75,000	\$75,000	\$75,000	\$75,000	\$75,000	\$75,000
Silver Lake Improvements	\$100,000					
McQuillan Field Improvements				\$600,000	\$100,000	\$100,000
Lincolnshire Park Development						\$475,000



Recreation Center, Graham Arena & Mayo Civic Center CIP

- 2021 Recreation Center, Graham Arena & Mayo Civic Center CIP Total = \$1,781,000
- 2021-2026 Recreation Center, Graham Arena & Mayo Civic Center CIP Total = \$3,200,000

	2021	2022	2023	2024	2025	2026
Air Handling System Replacement (Rec Center)	\$1,500,000					
Repayment of Internal Borrowing (Air Handling)		\$500,000	\$500,000			
Graham Arena Improvements	\$131,000	\$125,000				
Mayo Civic Center Campus Improvements	\$150,000	\$100,000	\$75,000	\$50,000	\$25,000	\$25,000



Police Department CIP

- 2021 Police Department CIP Total = \$1,064,000
- 2021-2026 Police Department CIP Total = \$2,492,000

	2021	2022	2023	2024	2025	2026
Public Safety Camera System	\$24,000	\$24,000	\$24,000	\$24,000	\$24,000	\$24,000
North Station & Service Center	\$1,040,000	\$1,040,000				
Police Range Maintenance		\$150,000				
MAFIN-AFIN Training & Certification		\$118,000				



Fire Department CIP

- 2021 Fire Department CIP Total = \$278,000
- 2021-2026 Fire Department CIP Total = \$1,920,000

	2021	2022	2023	2024	2025	2026
Fire Station Infrastructure Improvements	\$200,000	\$200,000	\$200,000	\$200,000	\$200,000	\$200,000
Emergency Operations Center Technology	\$45,000	\$10,000	\$10,000	\$10,000	\$10,000	\$20,000
Fire Records Software	\$20,000	\$20,000	\$20,000	\$20,000	\$20,000	\$20,000
Emergency Management	\$3,000	\$1,500				
Mesonet Weather Station		\$30,000				
VHF Backup Radio Paging			\$10,000	\$10,000	\$10,000	



Library CIP

- 2021 Library CIP Total = \$190,000
- 2021-2026 Library CIP Total = \$5,033,000

	2021	2022	2023	2024	2025	2026
Computer Hardware/Software Purchase	\$131,000	\$277,000	\$89,000	\$192,000	\$89,000	\$102,000
Building Improvements	\$59,000	\$59,000	\$59,000	\$59,000	\$59,000	\$59,000
Roof & Major Equipment Replacement & Building Envelope Repair		\$3,800,000				



Administration CIP

- 2021 Administration CIP Total = \$5,625,00
- 2021-2026 Administration CIP Total = \$11,255,000

	2021	2022	2023	2024	2025	2026
Steam Replacement Infrastructure	\$5,425,000	\$4,575,000				
Rochester Civic Theatre Improvements	\$25,000	\$25,000	\$25,000	\$25,000	\$25,000	\$25,000
Rochester Art Center Improvements	\$25,000	\$25,000	\$25,000	\$25,000	\$25,000	\$25,000
City Wide IT Integration	\$75,000	\$50,000				
Enterprise Software (JDE) Reporting Tool Replacement		\$100,000				



Traffic CIP

- 2021 Traffic CIP Total = \$925,000
- 2021-2026 Traffic CIP Total = \$5,975,000

	2021	2022	2023	2024	2025	2026
Traffic Calming Program	\$50,000	\$50,000	\$50,000	\$50,000	\$50,000	\$50,000
4 th St. SE & 19 th Ave SE Intersection Improvements	\$75,000	\$1,500,000				
Replace signal at 19 th St. NW & 19 th Ave NW	\$500,000					
36 th Ave & 4 th Pl NW Traffic Signal Replacement	\$300,000					
West Center Intersection Improvements at 11 th Ave		\$40,000	\$260,000			



Traffic CIP-Continued

- 2021 Traffic CIP Total = \$925,000
- 2021-2026 Traffic CIP Total = \$5,975,000

	2021	2022	2023	2024	2025	2026
Street Corridor Lighting		\$200,000		\$200,000		\$200,000
Viola Rd & Century Hills Dr NE Intersection Improvement			\$1,200,000			
55 th St. NW & 50 th Ave NW Intersection Improvements			\$200,000	\$1,000,000		



Pedestrian CIP

- 2021 Pedestrian CIP Total = \$2,485,000
- 2021-2026 Pedestrian CIP Total = \$12,710,000

	2021	2022	2023	2024	2025	2026
Annual Sidewalk Program	\$1,200,000	\$1,200,000	\$1,200,000	\$1,200,000	\$1,200,000	\$1,200,000
Construct Trail along Highway 14	\$1,100,000					
Construct Ped Facilities on 37 th St NW			\$600,000			
Construct Trail along CP Railroad from 16 th St. SE to 20 th St. SE			\$600,000			



Pedestrian CIP - Continued

- 2021 Pedestrian CIP Total = \$2,485,000
- 2021-2026 Pedestrian CIP Total = \$12,710,000

	2021	2022	2023	2024	2025	2026
South Zumbro Trail Gap				\$300,000		
Construct Pedestrian Facilities on 11 th Ave NE					\$100,000	\$400,000
Construct Pedestrian Facilities West of Marion Rd.						\$500,000



Mass Transit CIP

- 2021 Mass Transit CIP Total = \$11,224,000
- 2021-2026 Mass Transit CIP Total = \$23,450,000

	2021	2022	2023	2024	2025	2026
Expansion Buses for Regular Route Operations	\$3,000,000	\$508,000	\$515,000	\$523,000	\$531,000	
Replacement Buses for Regular Route Operations	\$2,900,000	\$3,000,000	\$3,165,000	\$3,180,000		
75 th St NW Park & Ride	\$2,000,000					
Transit Development Plan	\$300,000					
Charging for Electric Buses	\$1,100,000					
Solar Panel Array for Charging Electric Buses	\$1,800,000					



Airport CIP

- 2021 Airport CIP Total = \$67,120,000
- 2021-2026 Airport CIP Total = \$91,670,000

	2021	2022	2023	2024	2025	2026
Runway Reconstruction	\$12,200,000					
Terminal Emergency Generator	\$1,000,000					
Airport Rescue & Firefighting Vehicle			\$1,000,000			
Snow Removal Equipment Building Improvements			\$1,000,000			
Runway 13/31 Rehab & Taxiway Redesign				\$750,000	\$7,500,000	
Hangar Design & Construct				\$9,000,000		



Parking CIP

- 2021 Parking CIP Total = \$1,255,000
- 2021-2026 Parking CIP Total = \$5,518,000

	2021	2022	2023	2024	2025	2026
Ramp Restorations	\$540,000	\$700,000	\$660,000	\$375,000	\$430,000	\$700,000
Revenue Control Equipment Updates	\$400,000					
Signing & Way Finding	\$300,000					
Charging Stations		\$48,000				
Government Center Lot Redesign & Landscaping			\$100,000	\$1,000,000		
New Meter Technologies				\$250,000		



Sewer CIP

- 2021 Sewer CIP Total = \$2,975,000
- 2021-2026 Sewer CIP Total = \$27,700,000

	2021	2022	2023	2024	2025	2026
Annual Rehab & Repair	\$1,500,000	\$1,500,000	\$1,500,000	\$1,500,000	\$1,500,000	\$1,500,000
Update Master Plan & Sewer Modeling	\$100,000	\$100,000	\$100,000	\$100,000	\$100,000	\$100,000
Trunk Line Extension & Upsizing	\$1,000,000	\$1,000,000	\$1,000,000	\$1,000,000	\$1,000,000	\$1,000,000
East River Rd NE	\$225,000	\$1,275,000				
Silver Lake Siphon		\$3,000,000				
6 th Ave & 16 th St SW			\$300,000	\$935,000		
4 th St SE					\$1,170,000	\$3,900,000



Stormwater CIP

- 2021 Stormwater CIP Total = \$3,623,000
- 2021-2026 Stormwater CIP Total = \$14,533,000

	2021	2022	2023	2024	2025	2026
Groundwater Mitigation Projects	\$250,000	\$170,000				
Flood Mitigation Projects	\$60,000	\$300,000	\$1,000,000	\$1,155,000	\$675,000	
Regional Stormwater Detention Facility Projects	\$800,000	\$100,000	\$200,000	\$435,000	\$945,000	\$300,000



Flood Control CIP

- 2021 Flood Control CIP Total = \$960,000
- 2021-2026 Flood Control CIP Total = \$4,980,000

	2021	2022	2023	2024	2025	2026
Cascade Creek Stabilization	\$200,000	\$200,000	\$200,000	\$200,000	\$200,000	\$200,000
Zumbro River Stabilization	\$300,000	\$300,000	\$300,000	\$300,000	\$300,000	\$300,000
Reservoir Bathymetric Surveys	\$75,000					



Water Reclamation Plant CIP

- 2020 Water Reclamation Plan CIP Total = \$7,600,000
- 2020-2025 Water Reclamation Plant CIP Total = \$85,100,000

	2021	2022	2023	2024	2025	2026
Equipment Replacement	\$100,000	\$100,000	\$100,000	\$100,000	\$100,000	\$100,000
Phase 1 Remodel & Effluent Upgrades	\$3,500,000					
Phase 2 Liquid Treatment Upgrade	\$3,000,000	\$25,000,000	\$29,000,000	\$5,000,000		
Phase 3 Solid Treatment Upgrade					\$15,000,000	



Silver Lake Pool Follow Up

- Recommendation to close Silver Lake Pool is included in the 2021 operating budget
- Years of ongoing challenges in maintaining the 62 year old facility
- Replacement of the pool with an interactive water feature is outlined in the Parks and Recreation System Plan.



Silver Lake Pool Follow Up

Participation

Year	Pool	Participants	Days Open	Days Closed for Weather / Repairs	Average Daily Attendance
2015	Silver Lake	3,531	58	6	61
	Soldiers Field	17,858	68	6	263
2016	Silver Lake	5,023	51	6	98
	Soldiers Field	12,997	62	16	210
2017	Silver Lake	2,945	48	8	61
	Soldiers Field	10,302	64	15	161
2018	Silver Lake	3,287	50	12	66
	Soldiers Field	13,105	68	10	193
2019	Silver Lake	3,601	51	13	71
	Soldiers Field	13,733	68	12	202

Bather load (maximum capacity):

Silver Lake Pool- 590

Soldiers Field Pool- 456



City Council Follow Up Items



December 7, 2020

- Budget Public Hearing
- Budget Adoption Consideration

**MARK YOUR
CALENDAR!**