



Public Hearing
Presentation

Proposed 2009 Budget

for the

City of Rochester

December 1, 2008

City of Rochester, Minnesota
Proposed 2008 Budget

CITY OF ROCHESTER
2009 PROPOSED BUDGET SUMMARY

December 1, 2008, 7:00 p.m., City Council Chambers

- **Initial Public Hearing on 2009 Proposed Budget**

December 8, 2008, 3:30 p.m., Room 104, City Hall

- **Mayor/Council Review of Individual Department Budget Requests**

December 9, 2008, 3:30 p.m., Room 104, City Hall

- **Mayor/Council Continued Review of Individual Department Budget Requests**

December 10, 2008, 3:30 p.m., Room 104, City Hall

- **Mayor/Council Continued Review of Individual Department Budget Requests (if needed)**

December 15, 2008, 7:00 p.m., City Council Chambers

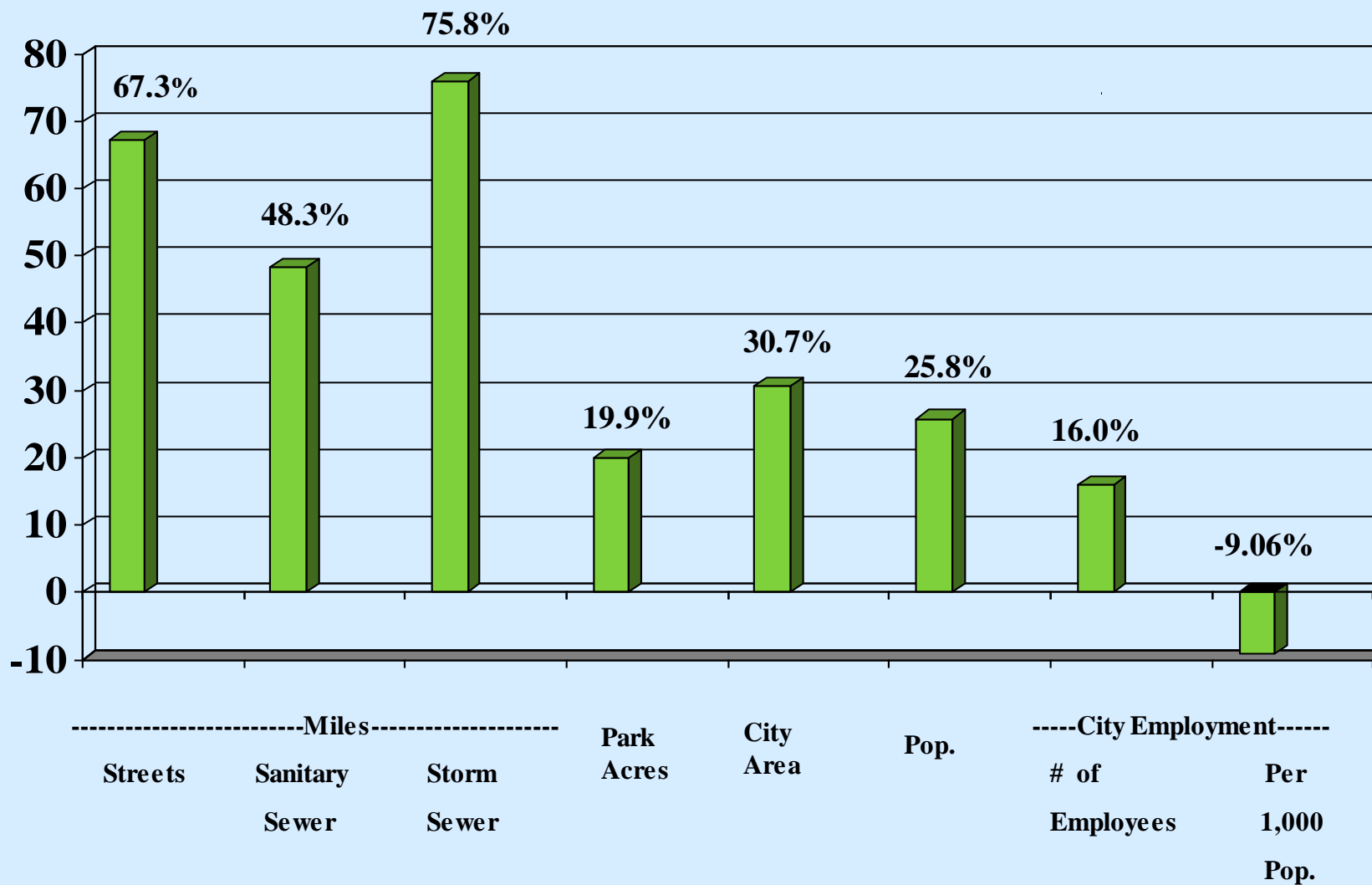
- **Continuation hearing (if needed) and Adoption Public Hearing for 2009 Budget**

CITY OF ROCHESTER

Physical Trend Data

Ten Year Trend

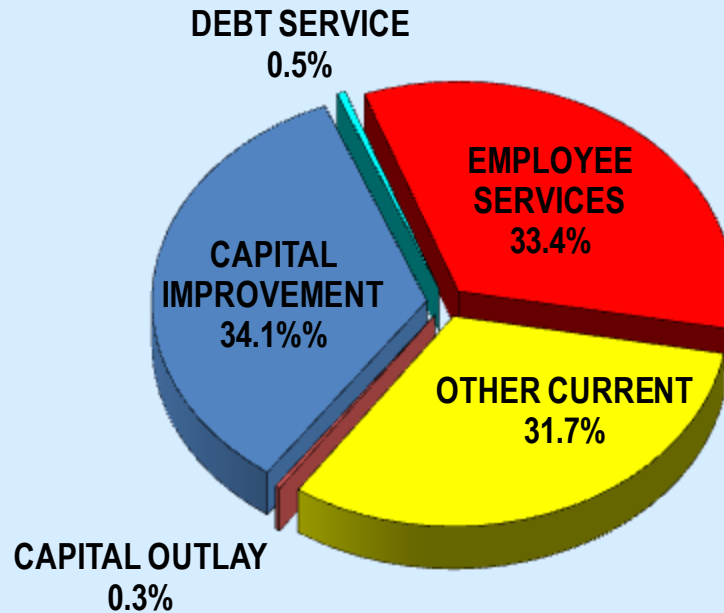
1998 Actual compared to 2007 Actual



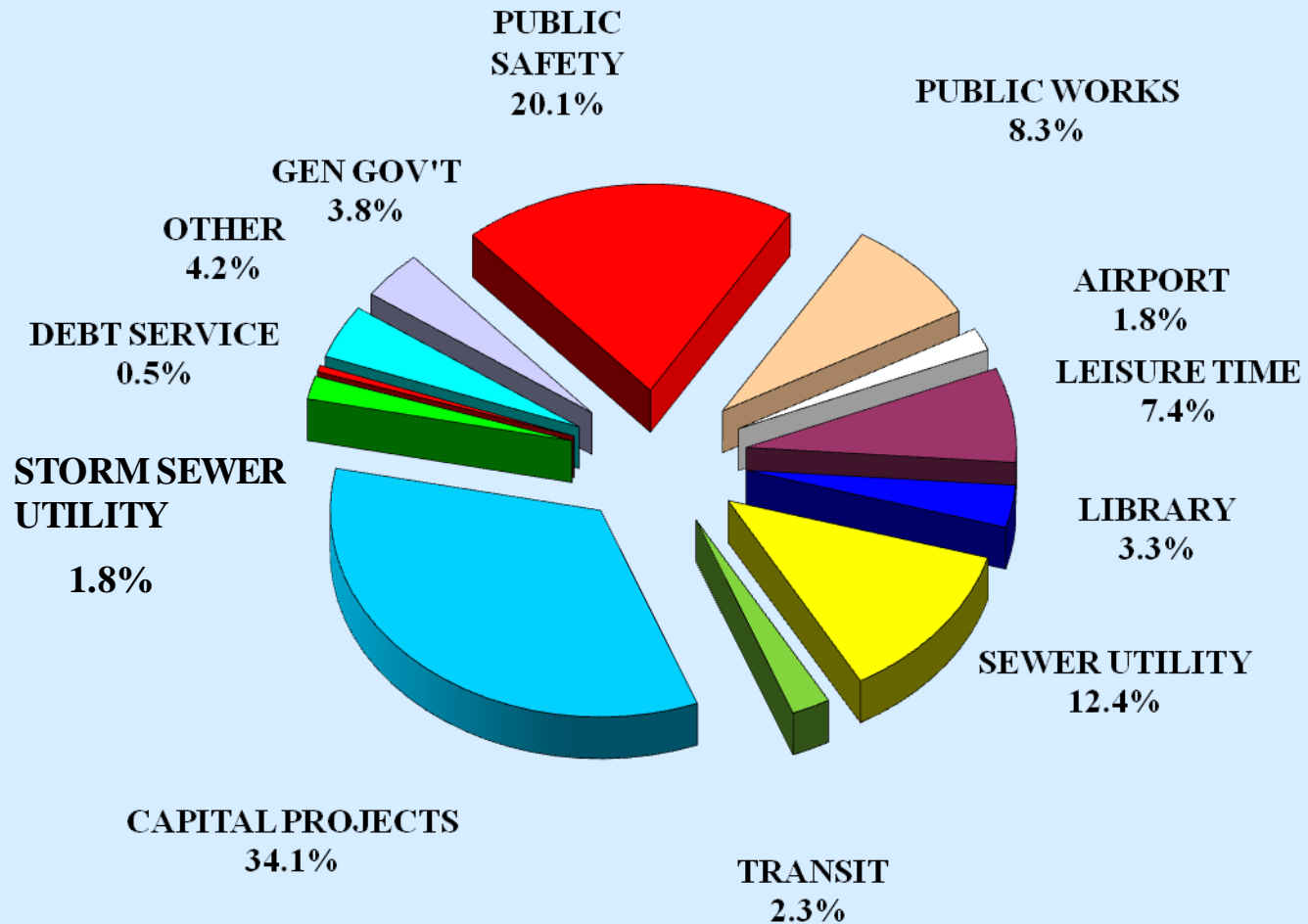
APPLICATION BY CHARACTER

Total Budget

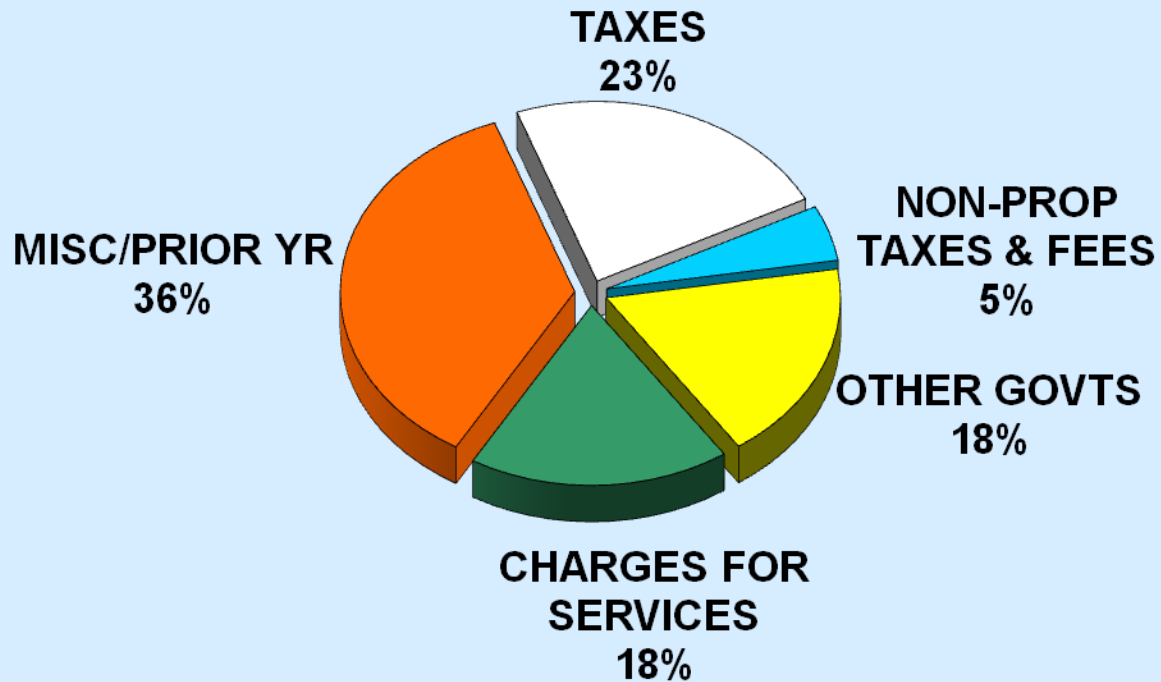
PROPOSED 2009



APPLICATION BY FUNCTION WITHOUT CIP PROJECTS ALLOCATED PROPOSED 2009



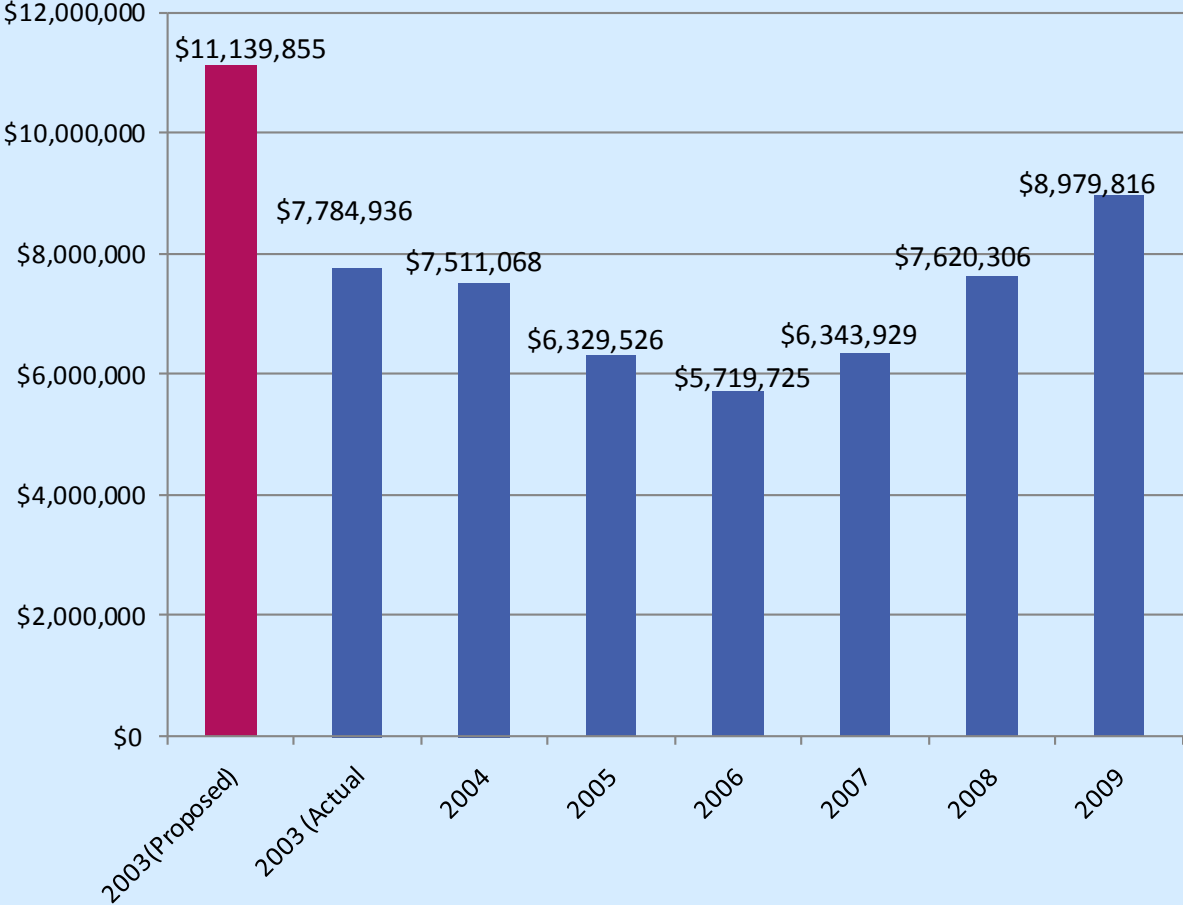
REVENUE SOURCES PROPOSED 2009 TOTAL BUDGET



2009 PROPOSED BUDGET ANALYSIS OF MAJOR REVENUES

	2008 Budget	2009 Budget	Increase/ (Decrease)
Tax Levy	39,965,404	41,487,000	1,521,596
Local Government Aid	7,620,306	8,979,816	1,359,510
Hotel/Motel Tax	3,500,000	3,500,000	-
Cable TV Franchise Fee	1,200,000	1,250,000	50,000
Inspection Permits	2,975,000	2,685,000	(290,000)
In Lieu of Tax	10,531,678	10,933,336	401,658
Sewer Utility Charge	12,844,800	12,900,600	55800
Storm Water Utility Fee	3,400,000	4,235,741	835,741
Library Fund			
-City Share	4,970,096	5,312,036	341,940
-County Share	879,904	982,859	102,995
Municipal Recreation Fund			
-Fee Revenues	5,921,395	6,201,850	280,455
-Non-Fee Revenues	6,016,125	6,248,475	232,350
Parking Fund			
-Parking Fines	554,000	548,000	(6000)
-Parking Ramps	2,574,056	2,794,546	220,490
-Street Meters	643,000	638,100	(4900)
-Parking Lots	282,036	346,126	64,090

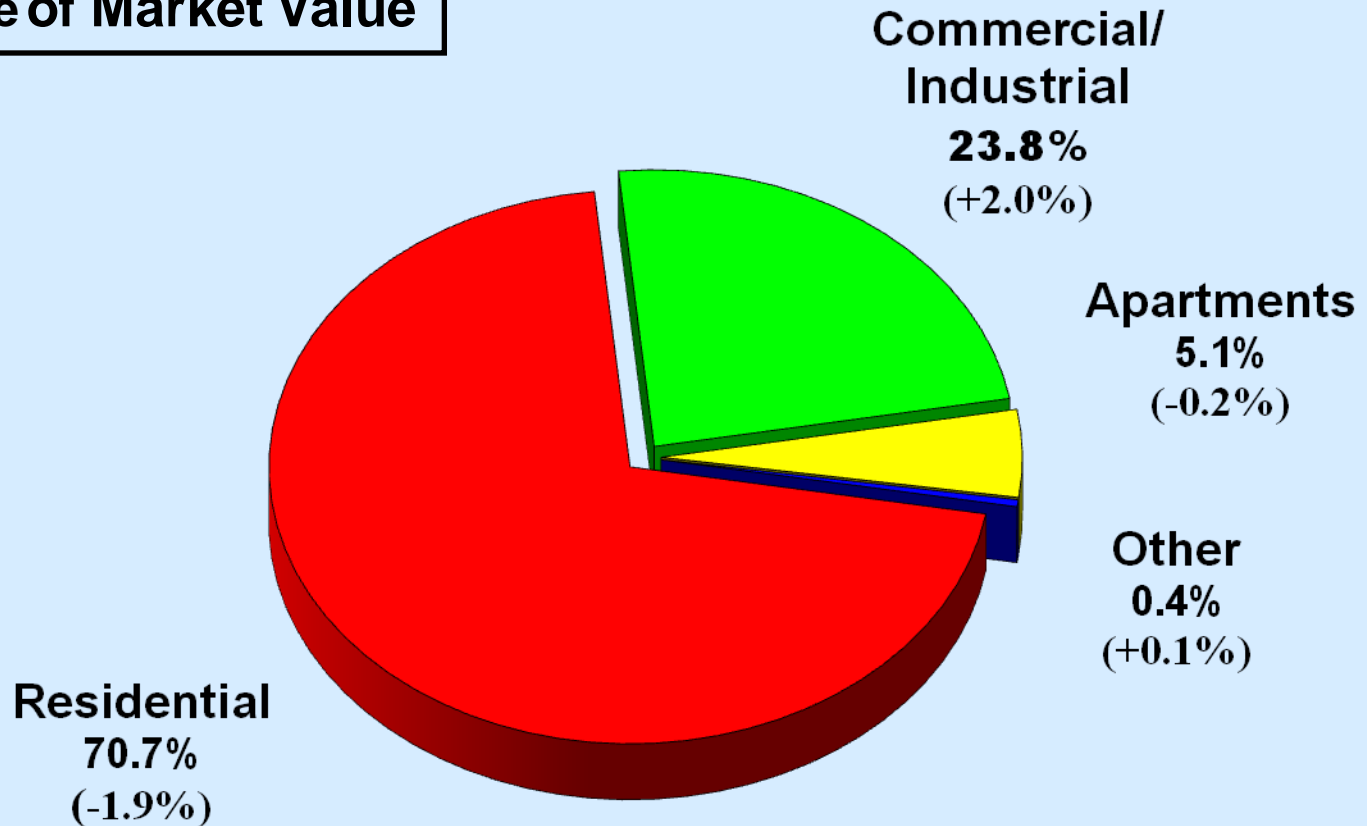
LGA AMOUNT



2009 TAX BASE BY PROPERTY CLASS

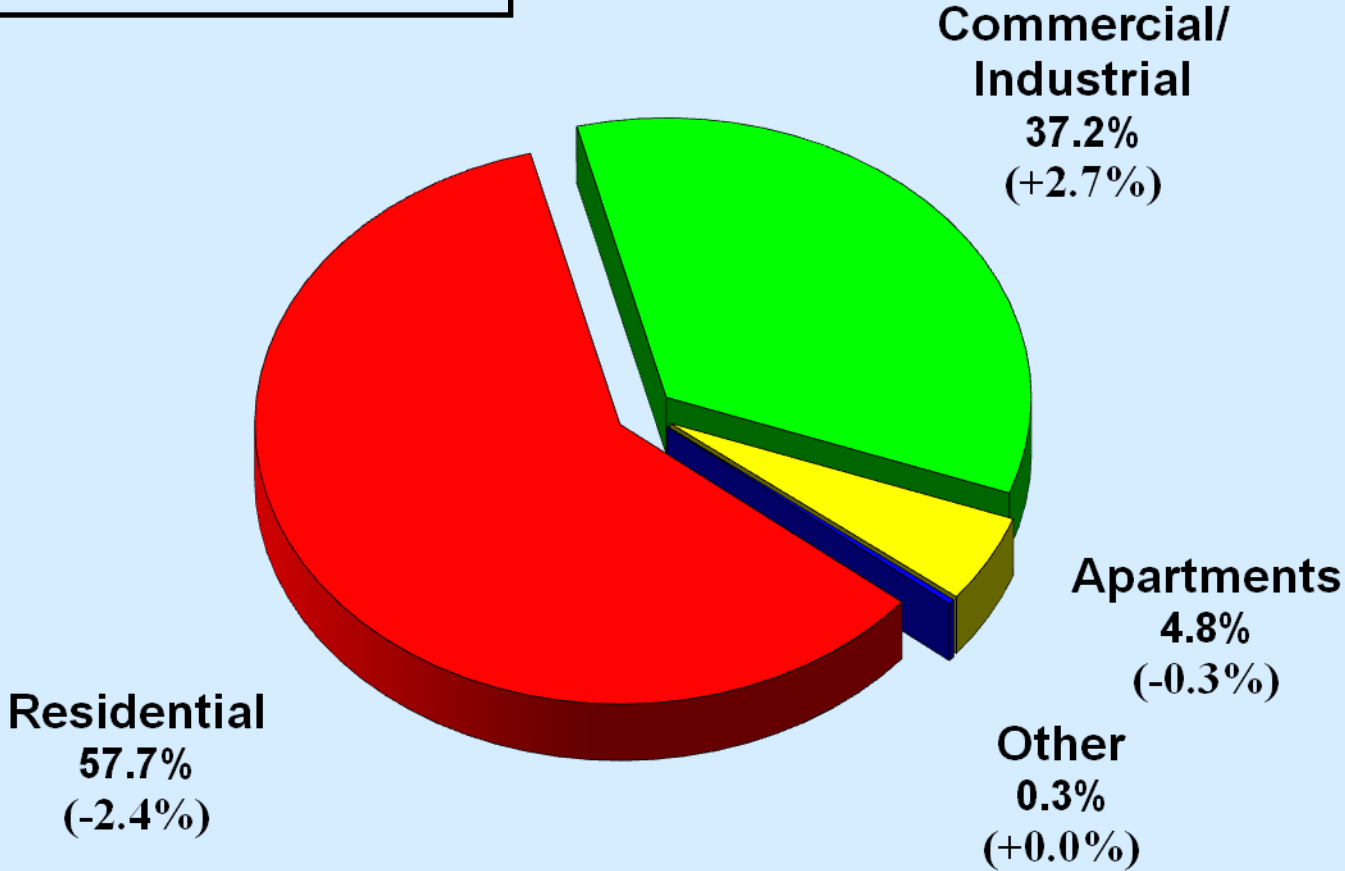
CITY OF ROCHESTER

Percentage of Market Value



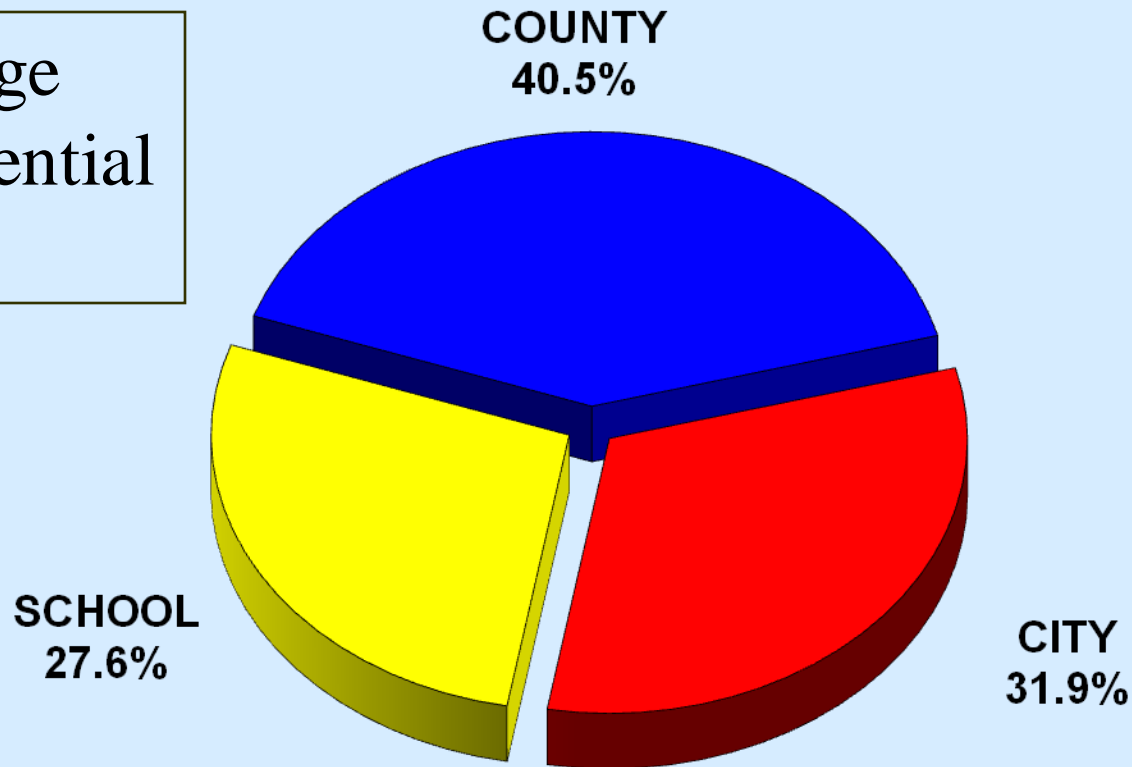
2009 TAX BASE BY PROPERTY CLASS CITY OF ROCHESTER

Percentage of Tax Capacity



PROPOSED 2009 COMBINED TAX LEVY CITY OF ROCHESTER

Average
Residential
Home

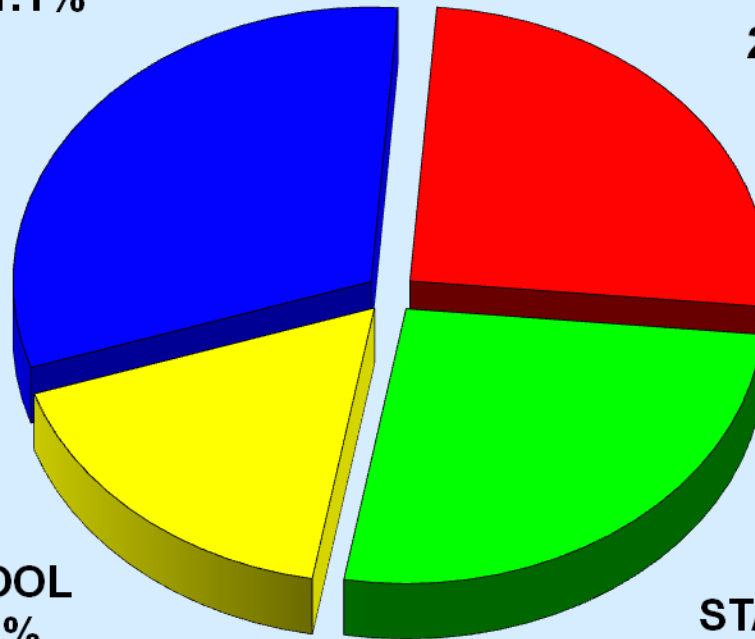


Note: All shares are after the market value School levy is applied and the Market Value Homestead Credit is applied to all three levies.

PROPOSED 2009 COMBINED TAX LEVY CITY OF ROCHESTER

COUNTY
31.1%

CITY
24.5%



Commercial/
Industrial

SCHOOL
17.1%

STATE
27.4%

Note: Commercial & Industrial properties began paying a State property tax in 2002

Residential Combined Tax Bill

By Market Value Of Home

2008

2009

\$105,000

Market Value	105,000	105,000	Amount Change	Percent Change
Property Tax:				
City	345	333	-12	-3.5%
County	426	423	-3	-0.7%
School	297	304	7	2.4%
Total	1068	1060	-8	-0.7%

\$195,000

Market Value	195,000	195,000	Amount Change	Percent Change
Property Tax:				
City	756	732	-24	-3.2%
County	934	929	-5	-0.5%
School	612	627	15	2.5%
Total	2,302	2,288	-14	-0.6%

\$500,000

Market Value	500,000	500,000	Amount Change	Percent Change
Property Tax:				
City	2,123	2,056	-67	-3.2%
County	2,623	2,608	-15	-0.6%
School	1,663	1,706	43	2.6%
Total	6,409	6,370	-39	-0.6%

Commercial / Industrial Combined Tax Bill

By Market Value Of Property

2008

2009

\$400,000

			Amount	Percent
Market Value	400,000	400,000	Change	Change
Property Tax:				
City	3,078	2,981	-97	-3.2%
County	3,803	3,782	-21	-0.6%
School	2,039	2,098	59	2.9%
State Comm.	3,331	3,335	4	0.1%
Total	12,251	12,196	-55	-0.4%

\$750,000

			Amount	Percent
Market Value	750,000	750,000	Change	Change
Property Tax:				
City	6,050	5,858	-192	-3.2%
County	7,475	7,433	-42	-0.6%
School	3,965	4,081	116	2.9%
State Comm.	6,548	6,555	7	0.1%
Total	24,038	23,927	-111	-0.5%

\$2,000,000

			Amount	Percent
Market Value	2,000,000	2,000,000	Change	Change
Property Tax:				
City	16,664	16,136	-528	-3.2%
County	20,588	20,474	-114	-0.6%
School	10,847	11,166	319	2.9%
State Comm.	18,035	18,055	20	0.1%
Total	66,134	65,831	-303	-0.5%

Rental Housing-4+ Units Combined Tax Bill

By Market Value Of Property

	2008	2009	Amount Change	Percent Change
Market Value	200,000	200,000		
Property Tax:				
City	1,061	1,028	-33	-3.1%
County	1,311	1,304	-7	-0.5%
School	774	795	21	2.7%
Total	3,146	3,127	-19	-0.6%
Market Value	400,000	400,000		
Property Tax:				
City	2,123	2,056	-67	-3.2%
County	2,623	2,608	-15	-0.6%
School	1,548	1,590	42	2.7%
Total	6,294	6,254	-40	-0.6%
Market Value	3,400,000	3,400,000		
Property Tax:				
City	18,043	17,472	-571	-3.2%
County	22,293	22,170	-123	-0.6%
School	13,158	13,515	357	2.7%
Total	53,494	53,157	-337	-0.6%

\$200,000

\$400,000

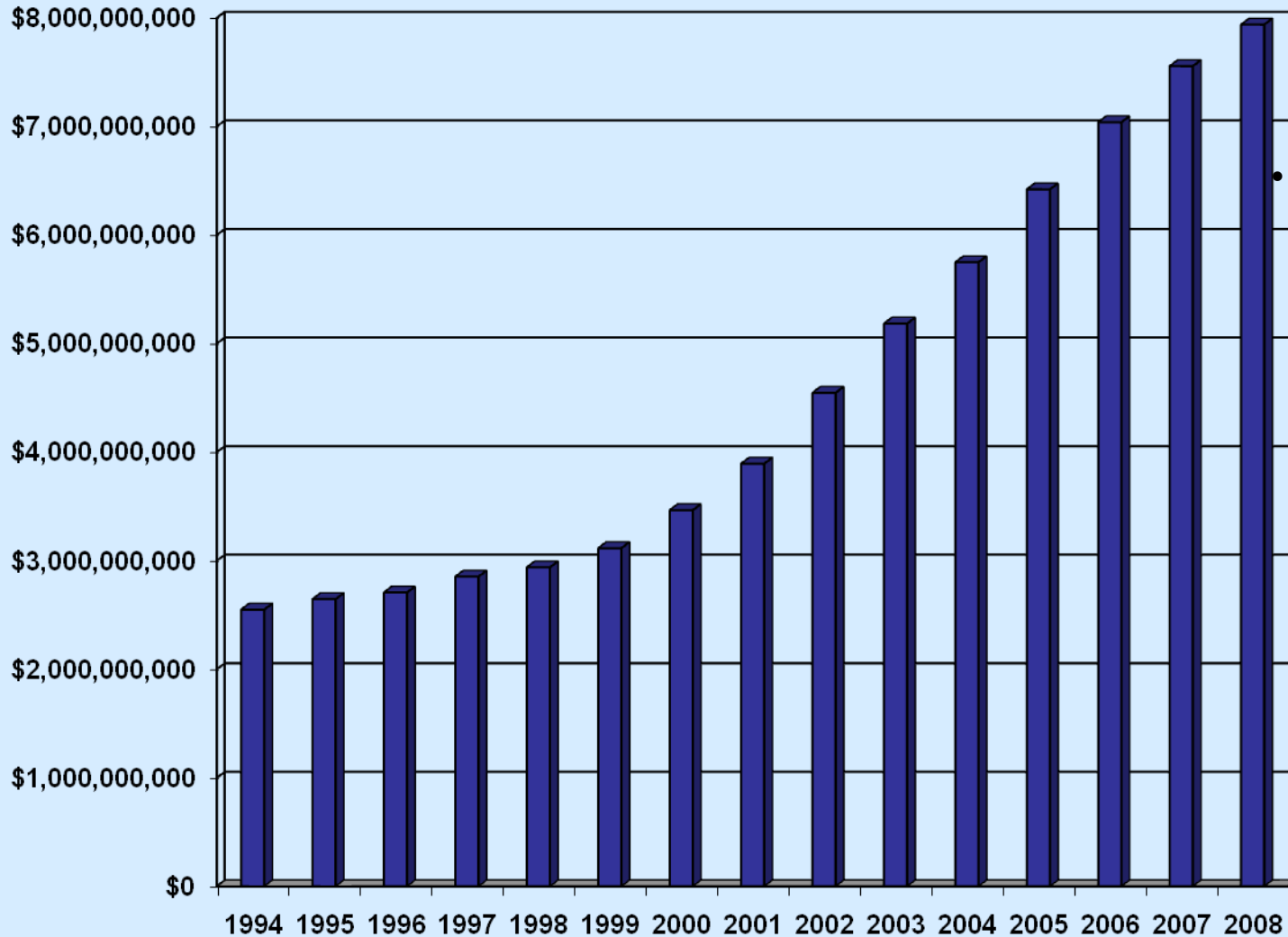
\$3,400,000

Top 10 Taxpayers – City of Rochester – Pay 2009

Taxpayer	Taxable Market Value	Tax Capacity	% Total City tax capacity
Mayo	\$ 278,639,500	\$ 5,495,205	5.33%
Sunstone - Kahler	\$ 53,327,100	\$ 1,064,292	1.03%
MEPC Apache Properties	\$ 50,835,400	\$ 1,014,458	0.98%
IBM	\$ 41,552,200	\$ 825,239	0.80%
BGD 5 Properties	\$ 32,493,600	\$ 647,622	0.63%
NNN 3050, LLC.	\$ 28,555,700	\$ 569,914	0.55%
Mortenson Properties	\$ 25,649,400	\$ 510,738	0.50%
IRET Properties	\$ 36,377,100	\$ 498,874	0.48%
Maine Land, LLC.	\$ 24,653,300	\$ 487,616	0.47%
Rochester Development, Inc.	\$ 30,529,800	\$ 444,545	0.43%

Estimated Market Value

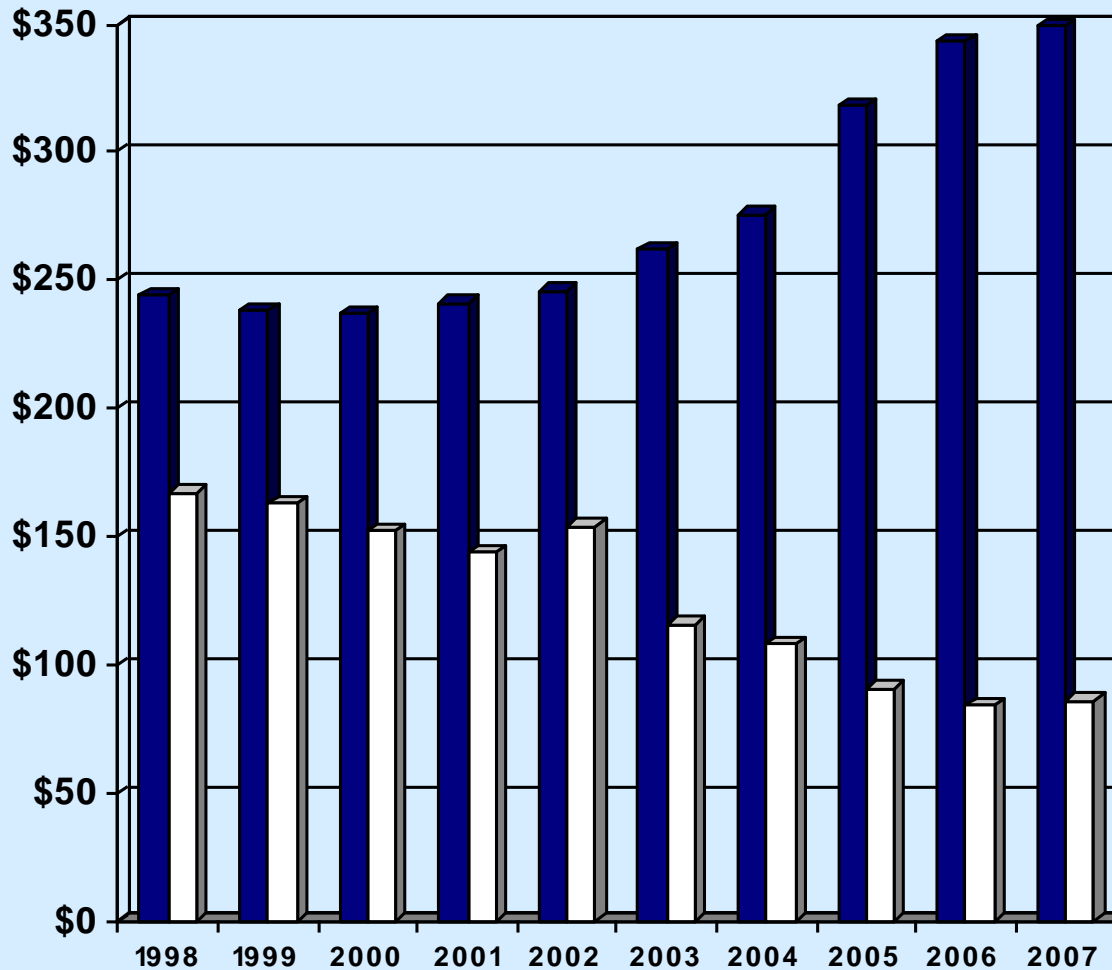
Real and Personal Property



Estimated Market Value for 2008 is \$7.9 Billion, up \$383 Million or 5.1% from 2007

Property Taxes, LGA & HACCA

(Per Capita, Inflation Adjusted)



■ Property Taxes

□ LGA/HACA/Market Value Credit

- **Per Capita Property Taxes (Excluding Market Value Credit)**
 - 1998 \$244
 - 2002 246
 - 2007 349
- **Per Capita LGA/HACA/Market Value Credit**
 - 1998 \$167
 - 2002 154
 - 2007 86
- **Per Capita Total of Property Taxes, LGA/HACA/Market Value Credit**
 - 1998 \$411
 - 2002 400
 - 2007 435
- **Population**
 - 2002 91,264
 - 2007 100,845

City of Rochester 2009 Proposed Budget Hearing



December 1, 2008